Goldfields Libraries

SCHOOL HOLIDAY PROGRAM

Wild & Woolly WINTER

Wind Streamer

The weather on earth is always changing, scientists can watch and use tools to note the different types of weather. Weather can be described by measurable quantities, such as wind directions and speed. Tools help scientists make better observations, measurements and equipment for investigations.

Scientists use tools to detect the wind's direction. Make your own tool – a wind streamer – to use at home to observe and determine wind direction.

Here's What You Need:

- Compass rose print out
- Scissors
- Pencils, textas, paint
- Glue, paste or tape
- Paper plate
- Crepe paper or streamers



Here's What You Do:

1. Colour, decorate, and cut out the cardinal directions print out
2. Paste or tape the cardinal directions onto the back of your paper plate
3. Cut or punch 4 small holes in the plate, about 1.5 cm from the edge of the plate, at each of the direction points, N (North) S (South) E (East) and W (West). You may need an adult to help you with this.
4. Cut 4 crepe paper streamers, approximately 1 metre in length (or about the length of your outstretched arm)
5. Thread one streamer through each hole, secure the streamer with tape or tie a knot.





Wind Streamer

How You Observe and Measure the Wind:

1. Go outside on a breezy day
2. Hold the wind streamer out flat in front of you.
3. Grip the edge of the plate near the letter "S" and turn to face North so that the "N" on the wind streamer is pointing to the north. (Get an adult to help you find North)
4. Hold the wind streamer horizontally out in front of you.
5. Watch the wind push the streamers! Note the cardinal direction, that is opposite the direction that the streamers are pointing. For example, a wind blowing from the North blows the streamers to the South.



6. Use a navigational compass to identify the North from your location. Orient the wind streamer as described in step three and practice noting the direction of the wind.

Conclusion:

Weather changes from day to day and over the seasons. Use your wind streamer to note changes in weather over the course of a day, week, or a season.

What other instruments can you use to detect and measure the ever-changing weather?

Why not keep a weather journal?

Share your observations with us.

Extensions:

Cardinal directions, or cardinal points, are the four main directions or points of the compass: North, East, South and West. These directions are also written in short form as N, E, S and W. North and south are directed towards the North and South poles of the Earth.

Your Wind Streamer is like a wind sock or a wind vane, you may have seen these around your community. Many airports have a big wind sock so that the pilots can see which way the wind is blowing, and how strong, and it helps them to land the plane. You may see a wind vane on the top of a house or shed roof, or maybe you have a wind chime at home.

Did you know wind is simply air molecules in motion? When the sun's light heats the Earth's surface, the air touching the ground warms up. The warm air becomes less dense and rises. As the cold air moves in to replace the rising warm air, we feel wind.