



Goldfields  
Library  
Corporation

# Annual Report 2021/22







*“The Kangaroo Flat Library mural artwork is great. It’s just what the community needed right now to give us a lift!”*

Goldfields Library Corporation would like to acknowledge the support of our four member councils:



Goldfields Library Corporation acknowledges the Traditional Owners and Custodians of the land and waterways of our region. We recognise their living cultures and ongoing connection to Country, and pay respect to their Elders past, present and emerging.

North Central Goldfields Regional Library Corporation (trading as Goldfields Library Corporation)

**Administration Hub:**  
251-259 Hargreaves Street  
Bendigo, Victoria, 3550  
PO Box 887, Bendigo, 3552  
Phone (03) 5449 2700

[www.ncgrl.vic.gov.au](http://www.ncgrl.vic.gov.au)

Copies of this report are available at the Corporation’s Administration Hub. It can also be accessed electronically at [www.ncgrl.vic.gov.au](http://www.ncgrl.vic.gov.au)

This Annual Report is printed on 100% recycled paper.

Cover photo: Anthony Cheung





<b>Message from our Chair &amp; CEO</b>	<b>2</b>	<b>An Informed Community</b>	<b>22</b>
<b>About the Corporation</b>	<b>3</b>	<b>Connecting People</b>	<b>26</b>
<b>Overview</b>	<b>5</b>	<b>Respecting First Nations Peoples and Cultures</b>	<b>30</b>
<b>Our communities</b>	<b>6</b>	<b>A Learning Organisation</b>	<b>34</b>
<b>Three year overview</b>	<b>8</b>	<b>A Sustainable Future</b>	<b>38</b>
<b>Children and Young People</b>	<b>10</b>	<b>Financial report</b>	<b>42</b>
<b>Lifelong Learning</b>	<b>14</b>		
<b>Safety and Inclusion</b>	<b>18</b>		

# Message from our Chair & CEO

In an era of uncertainty, the 2021-22 financial year still managed to be unique. It was a year that represented two extremes for the world of public libraries, ranging from government mandated closure during lockdowns, to finishing the year being once again open to our whole community.

In between these extremes, we had periods where only capped numbers of people were allowed in any of our facilities or when only vaccinated members of the community could enter our physical spaces. Looking back, it seemed we had every variation of COVID controls in place at some point throughout the year.

Finally, though, we opened again to our entire community, and it was wonderful to see how both library patrons and staff responded to being able to actually speak and connect with one another again.

After such a long period of restricted access and remote working, staff genuinely celebrated the return of the intensity that comes when providing services to the hundreds, if not thousands, of people that walk through the library doors daily.

As CEO and Chair of the Library Board, we want to express our gratitude to patrons for returning in such great numbers and with absolute enthusiasm, and to staff for welcoming them so completely and energetically.

In speaking to staff over the years, we can genuinely say that when you come into our libraries on a regular basis, our librarians really get to know you. You're not just another patron. It's very special to see that connection.

Something else quite remarkable happened as people returned to our libraries. People lingered and connected; they chatted and laughed and got to know one another or met again after such a long time apart.

Parents and children returned to storytimes but didn't just come for the program and leave; they stayed and talked with one another. Groups of parents, sleeping babies over their shoulders, sometimes rocking prams, talked to one another. Sometimes they organised to catch up at the library for a playtime with their children. They relaxed, they smiled. Together.

Library regulars returned and interest groups used our spaces. Tutors met with students, people had business meetings, and friends sat and ate and drank together. Sometimes quietly, sometimes a little raucously. It didn't matter. Libraries were back and community and librarians were equally pleased.

Borrowing books or other collections remains fundamental to what people use libraries for, but there is no mistaking the value a library holds as a place where you can feel part of the community.

It's been a challenging few years, and there is still plenty of work to do in recovering, but this year, libraries opened their doors and, without much need for invitation, our community came back, welcomed by an ever-grateful library team.

Welcome back.



**Cr Rod Fyffe**  
Chair



**Mark Hands**  
Chief Executive Officer



# About the Corporation

The North Central Goldfields Regional Library Corporation, trading as Goldfields Library Corporation (GLC), was established in January 1996 to provide a collective library service to the City of Greater Bendigo, Loddon Shire, Macedon Ranges Shire and Mount Alexander Shire.

The Corporation delivers services to communities located along the Calder Highway from Boort to Gisborne, covering an area of 12,979 km<sup>2</sup>. With around 90 staff, the service provides for a community of just over 200,000 people and has a collection of more than 220,000 items. The service is coordinated from an administration hub located in the Bendigo Library.

## Our Vision

Goldfields Libraries: your potential realised.

## Our Mission

- You belong as you are
- We start where you are
- A learning journey with you
- Let's make it fun

## Our Values

- Inclusion and Safety
- Curiosity and Inquiry
- Collaboration and Cooperation

## Our Priorities

**Children and Young People** – supporting childhood and adolescent development.

**Lifelong Learning** – encouraging learning at any age or stage.

**Safety and Inclusion** – a safe, welcoming and accessible service.

**An Informed Community** – an engaged, creative, informed community.

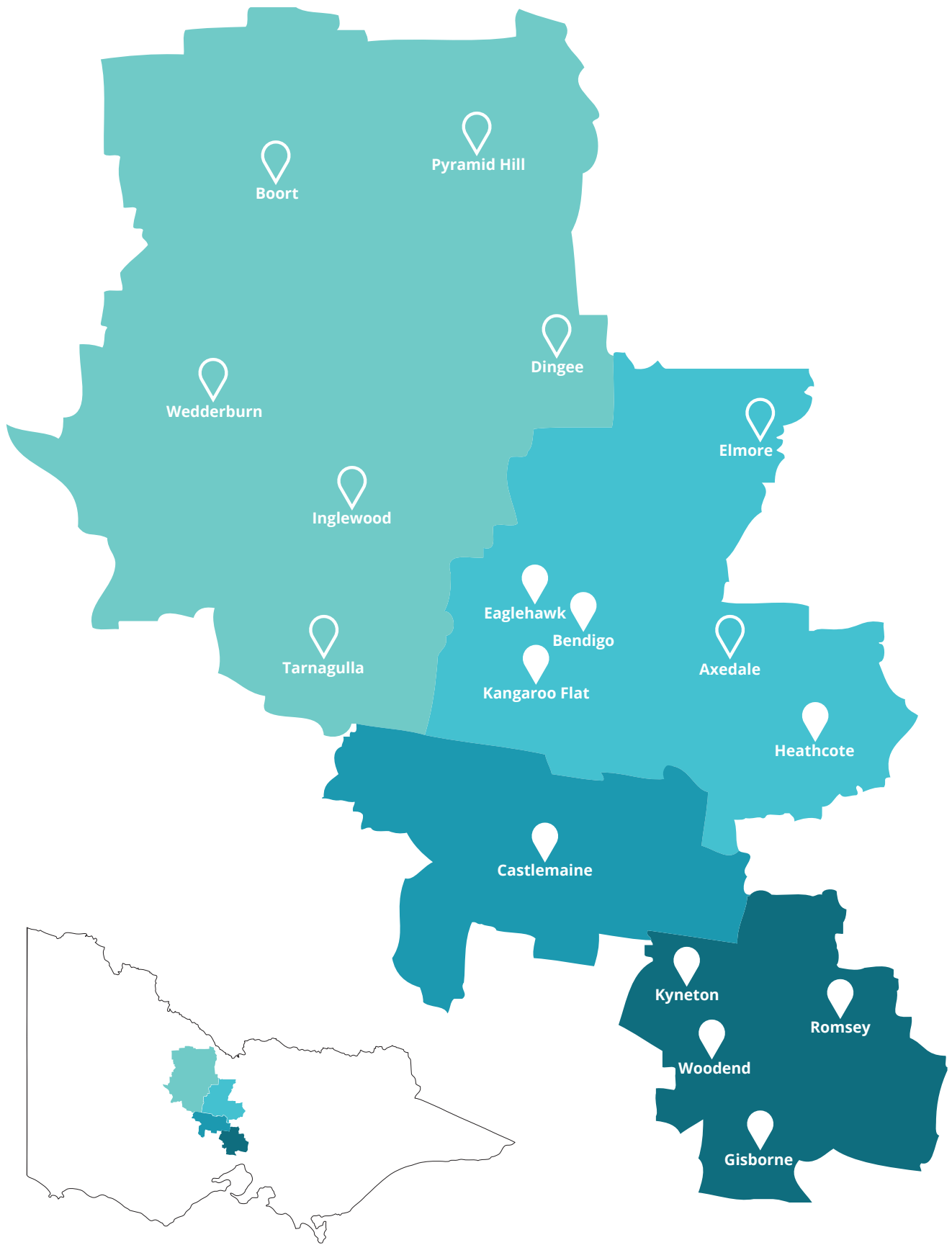
**Connecting People** – providing opportunity for connection both digital and physical.



**Respecting First Nations Peoples and Cultures** – celebrating our nation's first cultures.



**A Learning Organisation** – learning and growing with our community.



**A Sustainable Future** – playing our part in action against climate change.





 Branches  
 Agencies

 Loddon Shire  
 City of Greater Bendigo

 Mount Alexander Shire  
 Macedon Ranges Shire



# Overview

2021 saw a new Goldfields Libraries Plan developed that had the person at the centre of the library rather than the resources libraries have to offer.

The Library Plan provides a focus on the positive impact libraries want to provide for people and how we will use resources such as collection, facilities, programs, technology and our team of professionals to deliver those benefits.

The 2021-22 Annual Report represents the first time that Goldfields Libraries has reported against the new Library Plan and the eight new priorities from it.

In delivering this Annual Report, GLC has endeavoured to group achievements and highlights that reflect how we have used our resources to achieve outcomes in these eight priority areas.

Priorities include areas such as early literacy and childhood development, lifelong learning and the recognition and celebration of First Nations cultures.

To achieve these priorities, we have considered how our library spaces should be presented, what needs to be included and promoted in the collection, and the suite of programs we offer.

We've aimed to change and innovate the way we use and invest in library services to best deliver on these eight priorities.

It's also important to note that this Annual Report represents looking back at another incredibly disrupted year due to the pandemic and changes in global socio-economic conditions.

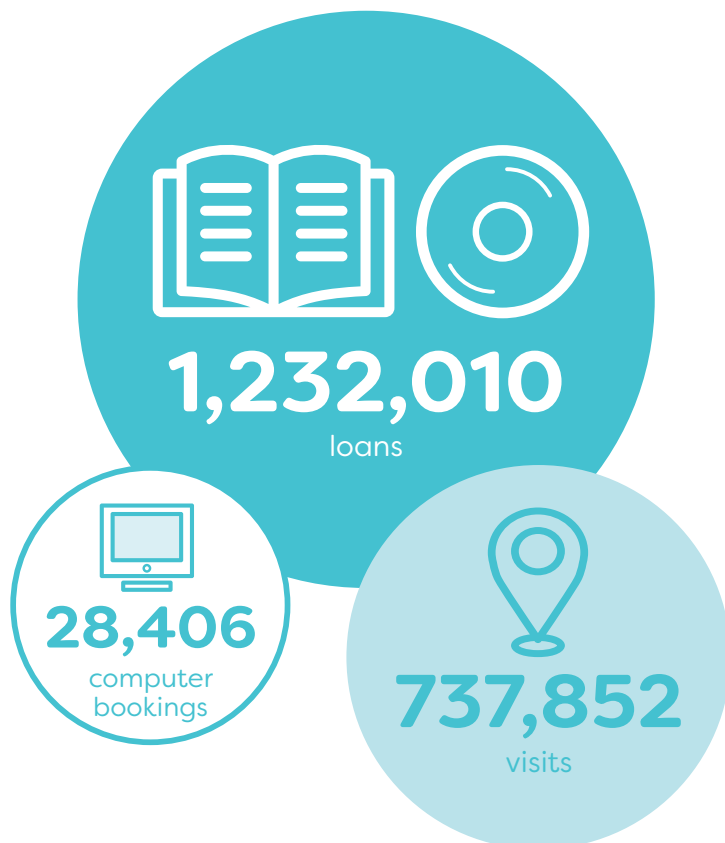
Membership is rising again, visitation, program attendance and loans are all increasing as social connection and life begins to return to some normality.

In Mount Alexander Shire, for example, more than half the population (10,687) are registered members of the library. When you consider that often, young children may not have their own card, but parents also borrow on their behalf and add in an estimated 5 percent of users who are not members, we can quickly see that libraries really provide a service that is accessed by a diverse and significant cross-section of the community.

Loans are back to 2019/20 levels when libraries were open most of the year (closures struck around March 2020) but fell understandably short of the 2018/19 levels by around 30 percent.

Visitation also increased as we firstly opened doors, then removed caps, and then removed vaccination requirements for entry. Each step was celebrated by both staff and patrons. We are now seeing days where visitation has our libraries humming and are at pre-pandemic levels, but we still have a way to go, getting all patrons back into library public spaces and feeling safe.

Communities have come back to the library quickly as we have fully re-opened, but there is still work to do in ensuring we promote and communicate what's available at the library and remind people that we will always put the individual at the centre of our library service.





# Our communities



Goldfields Libraries manages public library services across the four municipalities of Greater Bendigo, Loddon, Macedon Ranges and Mount Alexander.

Whilst the impacts of the past two years have been challenging for many, the communities we serve have continued to use the limited services we've been able to provide, with a steady increase in loans, visitation, and program attendance since fully re-opening in the last six months of the 2021-22 year.

Regional areas have seen significant growth in the past year as people have grown more accustomed to remote working or living outside of metropolitan areas. Even as this increase in population has occurred, though, there has also been an increasing level of hardship as factors such as rising interest rates, rising costs of living and stagnation of wages has increased the number of people needing support and assistance to make ends meet.

GLC works closely with its member councils, working at a level that moves beyond partnership to being part of shared strategies and effort to address these challenges our communities face.

Working with the financial support our councils and State Government provide in order to deliver a range of completely free services to any community member is a unique position, and one which the public library service never takes for granted. We work hard to ensure the service reflects community need by both asking our communities what they want from us, and working with community organisation partners to achieve shared outcomes.

	City of Greater Bendigo	Macedon Ranges Shire	Mount Alexander Shire	Loddon Shire
<b>Population</b>	121,221	51,576	20,106	7,759
<b>Geographic area</b>	3,000 km <sup>2</sup>	1,747 km <sup>2</sup>	1,529 km <sup>2</sup>	6,694 km <sup>2</sup>
<b>Libraries</b>	<b>4 branches</b> (Bendigo, Eaglehawk, Heathcote & Kangaroo Flat)	<b>4 branches</b> (Gisborne, Kyneton, Romsey & Woodend)	<b>1 branch</b> (Castlemaine)	<b>6 agencies</b> (Boort, Dingee, Inglewood, Pyramid Hill, Tarnagulla & Wedderburn)
	<b>2 agencies</b> (Axdale & Elmore)			
<b>Library members<sup>1</sup></b>	28%	36%	53%	16%
<b>Key demographics</b>	Third largest urban area in Victoria with growing populations  Increasingly culturally, linguistically and ethnically diverse  Population ageing	Some townships growing rapidly (especially in the south)  Diverse set of communities (size and demographics)  Commuter corridor	Population growing  Ageing population  High levels of volunteering	Consistent population  Diverse communities – issues of isolation but also high connection to community  High levels of volunteering

<sup>1</sup> Library members are those who have joined in the last two years and/or used their card to access computers or borrow an item in the past two years.

## Branches



**BENDIGO**



**CASTLEMAINE**



**EAGLEHAWK**



**GISBORNE**



**HEATHCOTE**



**KANGAROO FLAT**



**KYNETON**



**ROMSEY**



**WOODEND**

## Agencies



**AXEDALE**



**BOORT**



**DINGEE**



**ELMORE**



**INGLEWOOD**



**PYRAMID HILL**



**TARNAGULLA**



**WEDDERBURN**



# Three year overview

Indicator	2019/20	2020/21	2021/22	% change since last year	% change over last 3 years
<b>Population - regional (ABS ERP)</b>	195,589	198,468	200,662	1%	3%
<b>Library opening hours weekly</b>	356	334	336.5	1%	-5%
<b>Agency opening hours weekly</b>	120	120	132.75	11%	11%
<b>Library floor space* (m<sup>2</sup>)</b>	5,936	6,176	6,176	0%	4%
<b>Staff EFT</b>	49.2	49.2	50.2	2%	2%
<b>Collection items</b>	278,753	265,548	222,931	-16%	-20%
<b>Public access internet computers</b>	131	137	137	5%	5%
<b>Activity</b>					
<b>Visits</b>	1,023,638	655,475	737,852	13%	-28%
<b>Members</b>	74,829	67,785	65,062	-4%	-13%
<b>Collection utilisation</b>	1,294,264	1,217,157	1,232,010	1%	-5%
<b>Computer bookings</b>	54,813	25,800	28,406	10%	-48%
<b>Wireless internet access</b>	71,474	34,143	50,147	47%	-30%
<b>Program attendance</b>	49,924	50,209	45,364	-10%	-9%
<b>Number of programs</b>	1,838	1,176	1,662	41%	-10%
<b>Expenditure</b>					
<b>Total operating expenditure</b>	\$5,199,992	\$5,303,224	\$5,543,393	5%	8%
<b>Total capital expenditure</b>	\$882,098	\$718,640	\$1,019,144	42%	16%
<b>Capital expenditure on collections</b>	\$621,139	\$594,576	\$525,228	-12%	-15%
<b>Total collections expenditure</b>	\$1,034,908	\$999,420	\$939,038	-6%	-9%
<b>Total expenditure (excludes depreciation)</b>	\$6,082,090	\$6,021,864	\$6,562,537	9%	8%
<b>Cost of Service</b>					
<b>Cost per loan</b>	\$4.70	\$4.95	\$5.34	8%	14%
<b>Cost per visit</b>	\$5.94	\$9.19	\$8.89	-3%	50%
<b>Activity per Capita</b>					
<b>Loans per capita</b>	6.6	6.1	6.1	0%	-8%
<b>Visits per capita</b>	5.2	3.3	3.7	12%	-29%
<b>Activity per Staff Member</b>					
<b>Loans per EFT staff member</b>	26,306	24,739	24,542	-1%	-7%
<b>Visits per EFT staff member</b>	20,806	13,323	14,698	10%	-29%
<b>Activity per Opening Hour</b>					
<b>Loans per operating hour*</b>	70	70	70	0%	0%
<b>Visits per operating hour*</b>	55	38	42	-11%	-24%

\*Excludes Agencies





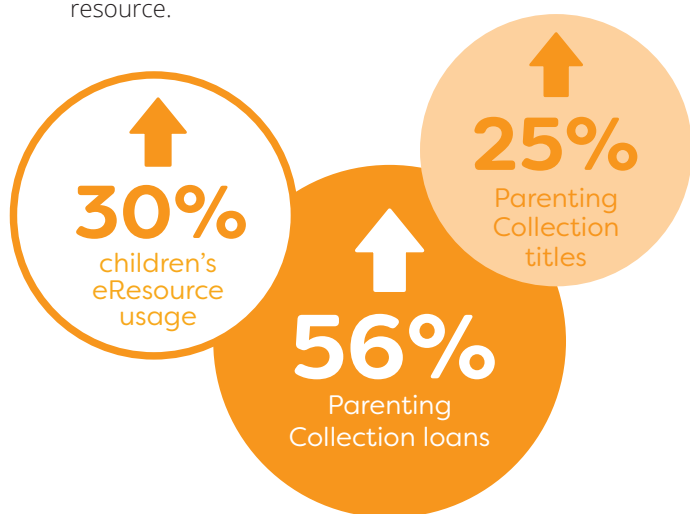


# Children and Young People

Supporting children, their curiosity and their joy of reading. We will support the brain development of babies, support parents as baby's first teacher and invest in best practice services for our youngest citizens. We will welcome and present opportunities for young people to have a voice as they move toward adulthood.

## Increasing collections access for families and children

Last year, we created a specific Parenting Collection to provide an information resource for parents on a wide range of topics. The collection has allowed parents to be more quickly guided toward relevant information in an accessible and timely fashion and has proven very popular. This year, we increased Parenting Collection titles by almost 25 percent and saw an increase in the collection loans of 56 percent. This is a great indicator that parents are increasingly becoming aware of and finding this a helpful resource.



The popularity of our children's eResources continues to grow with a jump of 30 percent in usage across all platforms.

The children's digital library contains the best possible eResources to support continuing literacy, inclusivity, health and learning opportunities. Although not specifically included in the statistics for children's eResources, Britannica Online was accessed 61,519 times, showing that homework help tools have clearly adopted the digital platform.

To further enable children access to our collection, we removed all fines on overdue children's collection items in 2021.

More than  
**27**  
storytime  
sessions  
every week



## Programs and events for children

We recognise the immense benefits of early literacy development for children aged five years and under with a suite of regular storytime programs. More than 27 Baby Rhyme Time, Toddler Time and Storytime sessions are held across our region each week during school terms, fostering a love of language and story whilst modelling delivery to parents and carers.

Various levels of restrictions prompted a move to online and outdoor storytimes and the installation of Story Walks in outdoor recreational spaces. A Bendigo Communities for Children (C4C) grant enabled the planning and delivery of outreach storytimes for vulnerable communities, while a council grant funded a Diversity Storytime series for our Macedon Ranges branches.

Primary school-aged children were welcomed back to the library with four packed school holiday programs across the year encompassing author talks, performers, STEM and craft activities. We participated in the BIG Summer Read during the summer break, specifically encouraging reading for pleasure over the school break.

Program partnerships are important for connecting with our young adults. Successful programs have included Youth Week celebrations, writing workshops, zines, dreamcatcher workshops and Library Lock-Ins.

*“Thanks for an exceptional rhyme time session. Our kids really enjoyed it. Great pace, and good balance of books and songs. The explanation to parents about developing sense of rhyme in literacy was fantastic as it is important cue for early readers...The girls were soooooo excited to see you.”*

## Community Based Services working with families in rural areas

The Community Based Services (CBS) team focused on working with early years partners in our smaller rural towns to promote the benefits of reading in the early years, and empowering families and carers to nurture their children's language and literacy development. The team continued to build strong relationships with community playgroups and preschools, presenting regular outreach storytime sessions. Much of 2021 saw playgroups and preschools either not meeting or not being able to host sessions, however, during the warmer months, we provided COVID-compliant outdoor sessions and returned to delivering outreach storytimes in 2022, hosting 18 sessions with 198 children attending.

Children's programs in our library agencies also returned with 106 separate events, hosting 651 young participants.

*“You (libraries) hands down do the best activities during the school holidays. There is always something going on and I know it must take a lot of time to organise. Well done.”*







Design a children's library card competition

220 entries

1,984 votes

## Regional Archives Centre generating interest for young historians

While the Bendigo Regional Archives Centre's (BRAC) target audience statistically encompasses older generations, a passion for history and heritage often grows from an interest sparked by earlier encounters. This year, BRAC welcomed the opportunity to provide sessions for school and kindergarten groups. These presentations often included highlighting some humorous aspects of history or introducing children to the past methods of recording information and explaining why and how we preserve archives for future generations.

## Engaging children with libraries and stories

Goldfields Libraries has worked closely with partners in early years to understand how to tailor services more specifically for families. Partnerships such as those with C4C have led to connections with, and feedback from, playgroups and families that have helped inform pilot programs to test and focus our service delivery for children.

As key members of the C4C Steering Committee alongside other early years services, we continue to seek opportunities to enhance early years services and have real impacts on the low literacy levels

in the region. The work undertaken as part of the Committee extends to our entire region through our programming, and children and parenting collections.

A new suite of promotional material was developed this year to support engagement in the early years sector. These materials are used at outreach opportunities to reach young families who may not already know about or use library services.

The innovative Story Walk project was funded this year, combining an engaging children's story presented on a series of signs, with an outdoor walking experience. The stories selected target families with younger children and are designed to connect families with literacy, enjoyment of a story and physical movement.

This year we ran a very successful 'Design a children's library card' competition aimed at children 5-12 years. The competition drew in more than 220 entries from across the region, engaging more than 5,000 people online, and many more in-branch. All artwork has been displayed in libraries with winning designs voted on by the public to be printed as special library cards for new child members.



## Library spaces are more family friendly

Goldfields Libraries have taken the dedicated step towards creating vibrant and safe spaces for children and young people. All libraries are now Australian Breastfeeding Association accredited. To better accommodate parents and carers with young children, this year, we planned upgrades to our dedicated children's areas and the introduction of new ones. Developments will take place over the next few years.

*"Mum. Look WOW!"*

re. Easy Readers now at children's height.

*"She is super motivated by the readers. She loves the packaging they come in. She wants to read more so she can move up to the next level..."*

Parent feedback about her daughter reading from the Easy Readers collection.





# Lifelong Learning

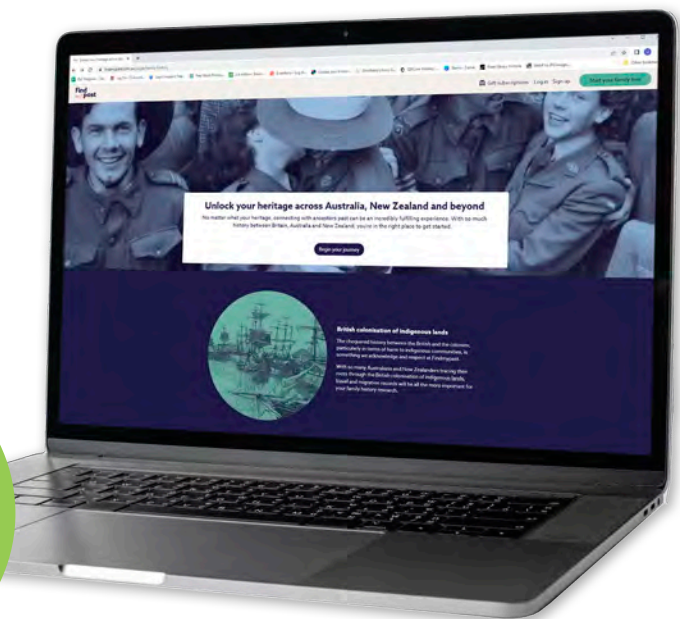
Engaging with people on their learning journey, at any and every age or ability. We will support those involved in school-based or self-directed learning. We want people to use the library at any stage in life – and to have fun doing it! We will encourage different ways to learn and create at any age or ability level. Big dreams or small achievements can all start with us.

## Collections reflect a learning community

As we welcomed back patrons, we saw a marked change in borrowing habits. As the COVID environment affected communities, people felt isolated, vulnerable and with unexpected time on their hands<sup>1</sup>. This translated into increased loans and usage of items relating to self-sustainability, gardening, self-help and genealogy. Our collections practice changed accordingly, purchasing more titles addressing the rise in popularity of particular subjects.

Of the top 25 non-fiction loans in 21/22, ten were on gardening/farming and sustainability, and 11 were on self-help and making the most of your life choices. The most popular non-fiction item loaned was Eddie Jaku's memoir *The Happiest Man on Earth*, possibly reflecting a community desire to find happiness in uncertain times.

Our genealogy eResources, Ancestry.com and Find My Past, saw a huge jump of 194 percent. As Ancestry is only available in-house, patrons flocked to our computers post-COVID to continue researching their family history and establishing a sense of belonging and community, a distinct indication our patrons need to be able to visit the library physically as well as digitally.



<sup>1</sup> VicHealth. 2020. VicHealth Coronavirus Victorian Wellbeing Impact Study: Follow-up Survey: Report for Survey Two. VicHealth, Carlton.

eLibrary by section / area	2020/21 usage	2021/22 usage	% change
eBooks and eMagazines	118,919	107,683	-9.4%
eLearning	68,424	86,565	+26.5%
eAudio and streaming	176,810	182,891	+3.4%
Databases	13,103	38,497	+193.8%
<b>Total combined usage</b>	<b>377,256*</b>	<b>415, 636</b>	<b>+10.2%</b>

\* Total corrected from last year's report.

## Teaching people to research the place they live

In addition to ensuring BRAC records are accessible to the public, we also work hard to promote their use and engage people with what is available and how best to utilise these historical archives. Through facilitated workshops, we share our skills and knowledge to help people interested in researching their property. This year our 'Sandhurst House Hunting' workshop for beginners and 'Breaking Down Walls' workshop for more experienced researchers were booked out. We also assisted a keen group of amateur historians from the local U3A group to set off on their learning path.

*"Thank you again for the interesting and informative talk you gave to our U3A Genealogy Group. I certainly learnt a lot, and I know the other members really enjoyed the visit and learned new information on what the library has to offer."*

## Working with the education sector on learning for life

GLC is a member of the Strategic Advisory Committee convened by Bendigo Tech School, to better engage educators within the traditional schooling system with cultural and industry organisations. This Committee is developing key strategies to strengthen professional relationships that will result in opportunities for students to create learning and career pathways outside of school. The library is part of this continuum of education and works with other education providers to share information for people on learning pathways that can begin at their local library.

*"Thanks for showing me how to use the Spydus app – it makes everything easy!"*





## Programs provide different ways to learn

Innovative programs that provide experiential learning is an important offering for GLC. We aim to have people get involved – creating robots, programming computers, using 3D pens, learning to dance, building cameras, creating art or writing stories. These are all experiences offered because we know that people learn and develop not just through reading or listening but by doing. For much of the year, programs remained online, limiting the hands-on experiences that in-branch programs can bring. As programs were reintroduced into the library setting, the diversity of programs again expanded to include a range of participation levels. A highlight in our rural library agencies was robotics for seniors workshops – fun sessions allowing participants to learn the basics of coding and programming Lego-built robots.




*"I had a great time! Russell was very patient and informative."*

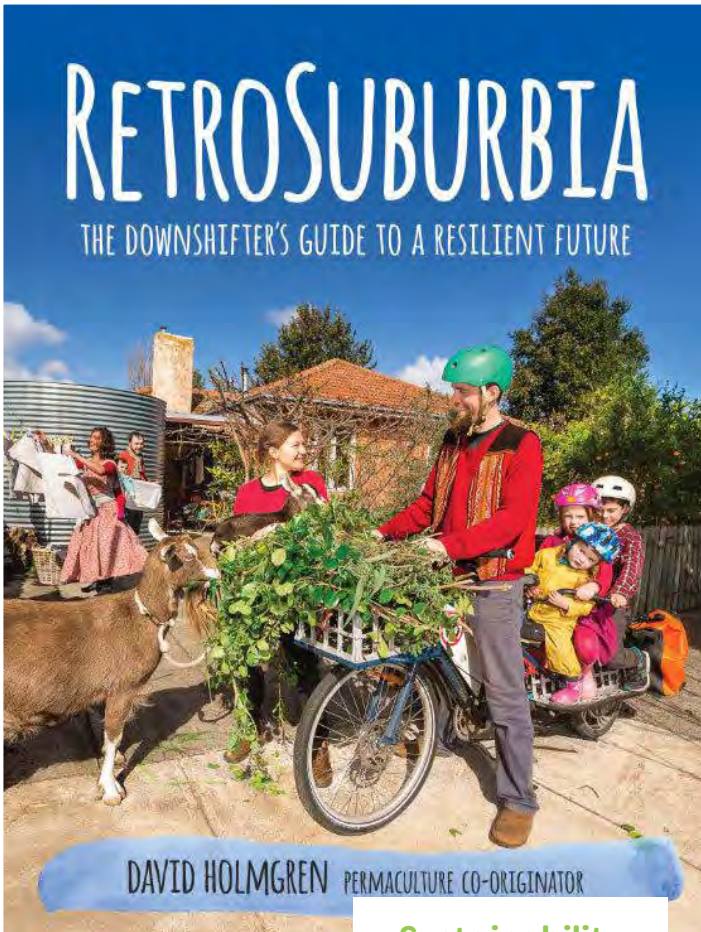
Robotics for seniors feedback



Picture Book




Most Popular



Sustainability

A Holocaust survivor shares how he found gratitude, kindness and hope in the darkest of places



Non Fiction



# Safety and Inclusion

Offering safe spaces and resources that let people know they are important and at the centre of our service. We encourage a sense of library community and facilitate respectful interactions in our shared spaces – people relax in our libraries. We want to keep improving functional access to our libraries for people of all ages, abilities, cultural backgrounds and identities.

## Collections – trusted information for everyone and anyone

As we continue to see the impact of pandemic and economic hardship on our community, we continue to monitor and shift investment in the collection to meet these changing needs. Any fines for overdue books have been removed in order to increase return visits and reduce pressure on people who may struggle with payment. We would rather have people borrowing than staying away or not using collections due to a misplaced item. We are working hard to represent our diverse community by providing a wide range of titles and items for their use. We have enhanced subject areas such as gender and inclusivity, cultural diversity, cyber-safety and mental health.



## Program delivery methods accommodate community safety

Responsive program delivery amidst rapidly changing COVID conditions has been a hallmark of 2021-22. In the last half of 2021, many of our programs moved to interactive online sessions, including some wonderful author events (Judy Nunn, Chris Hammer, Monica McInerney), digital literacy sessions, writing and wellbeing workshops and storytime for children. Online sessions provided a way to build community and inclusion at a time when isolation was an issue for many.

When permitted, we took library resources and activities out to the community, participating in Family Fun Days and a range of community events. We researched how best to access young families in our communities and developed plans for a regular outreach presence. We are working to build trust and consistency with our communities to ensure they feel comfortable coming to us or being a part of our programs.

Our programs considered all sectors of our community, celebrating and including all cultures and enhancing understanding of diversity. The Diversity Storytime series for example, was an effective way of promoting inclusion and understanding of all people.

**NO  
MORE  
LATE  
FEES**

## Online safety a priority

As the world moved online in recent years, cyber-attacks and digital virus activity increased. To provide a safer digital environment, we greatly enhanced the security of our networks by upgrading our end user security environment. We deployed a new enterprise class anti-virus system. The enhanced software is centrally managed, includes real-time reporting of threats, and has enhanced features that protect the network from external threats and internal breaches across our Wi-Fi and public networks, protecting our communities from hacking and identity theft.



## Regional Archives – volunteer contributions make a difference

New archives management software at BRAC has once more provided our patrons with the capacity to order records before visiting. Not all our experienced users can, or wish to, use this online platform, including our valuable indexing volunteers who are transcribing court and rate records each week for the benefit of the broader community. These volunteers are continually adding value and accessibility to our archive collection through this indexing work.

Usually, animals aren't a part of archive activity, but on one of our transcribing days, a volunteer was joined by Zara, a trainee seeing-eye dog, who was a model of patience and social inclusion.

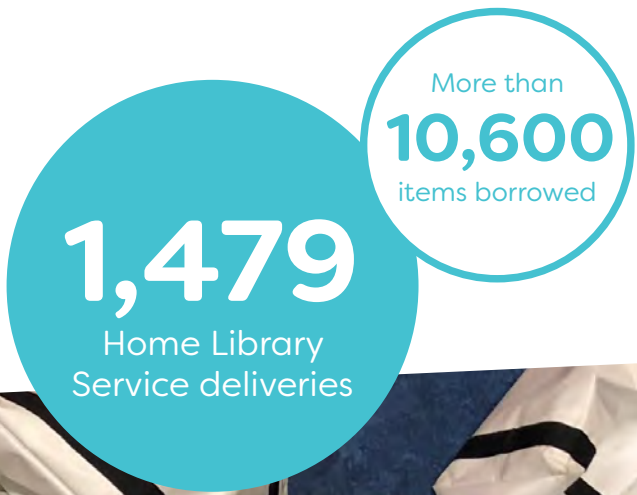




## Home Library Service – including those who can't come in

The Home Library Service (HLS) operates across all library branches and agencies, delivering library materials to members of the community who are unable to access our libraries due to frailness, illness or disability. The HLS is available to people who live in private homes, residential establishments such as nursing homes, hostels or prisons.

In 2021-22 the HLS made 1,479 deliveries via a combination of courier service, volunteers and staff, with over 10,600 items borrowed.





## Welcoming diversity with innovative approaches

This year, we partnered with Have a Say Bendigo group and the Self Advocacy Resource Unit to establish a project that works towards increasing the independence of library users with intellectual disabilities. Meeting regularly at Bendigo Library, the Have a Say Bendigo group has welcomed a GLC staff member as a facilitator of the group with fantastic learnings for both the library and advocacy group.

Each of our libraries now displays a 'We Welcome' poster, highlighting the inclusive culture of our spaces. We have also launched a series of welcome videos in language, showcasing library services and offerings in English, Hindi, Spanish, Dari, Ghanian, Karen and Chinese Mandarin.

*"This year I felt like I didn't belong anywhere. The library made me feel like I have somewhere to belong. So thank you for making me feel like I matter and thank you for making a safe space for me and a bunch of others. Thank you."*



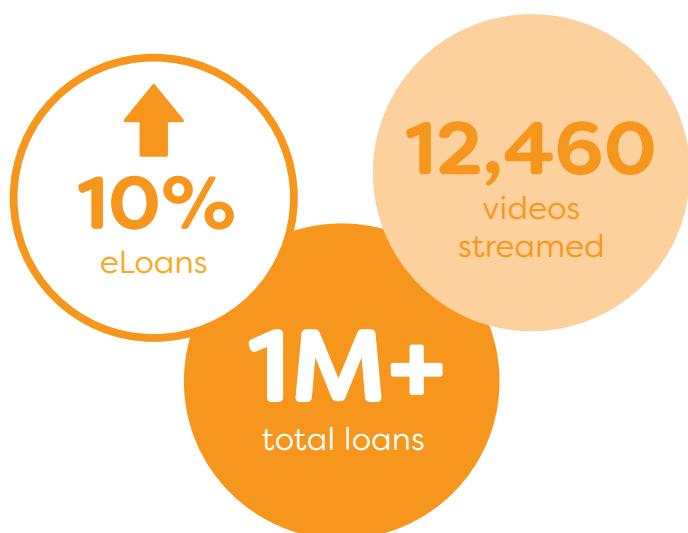


# An Informed Community

Offering information that enhances literacy beyond reading that includes health, financial, digital, environmental and cultural. We will help connect people with information in a variety of ways – inside our libraries, reaching outside our libraries through other services and places, and through our digitally based resources.

## Collections – a scale of access that benefits the region

This year, Goldfields Libraries loaned a total of 1,232,010 items. With the increase in physical visits to the library, our eResource usage was expected to drop or remain static, but it continued to increase. In 2021/22, digital loans increased by 10 percent from 377,256 to 415,636.



The demand for our eCollections – eBooks, eAudiobooks and eMagazines, has continued to grow, particularly during closure periods and staggered re-openings, when access to physical resources was limited. Our BorrowBox eAudio loans reached 164,560. As we only hold 9,134 titles in this collection, this represents a staggering turnover rate of almost 20 loans per title and indicates a strong need for additional growth.

Streaming video usage continues to be popular with 12,460 views, effectively providing the community with a freely available option similar to paid streaming services such as Netflix and Amazon. Our Kanopy and Beamafilm streaming services remain popular, particularly for the more difficult to find titles.



## Partners' expertise helping to inform community

Partnerships and grants are a valued mechanism for extending programming beyond a literature base and providing levels of informed expertise in a range of areas. Partners in our libraries number in the hundreds each year. Just a few examples are provided below.

- We have been supported for several years by The Good Things Foundation who administer the Australian Government's Be Connected digital literacy program, specifically aimed at building digital literacy confidence and skills for seniors.
- Jobs Victoria have had a regular presence at most of our libraries, assisting people with resumes and finding work.
- Grants through Healthy Heart of Victoria have enabled us to offer 'Get Moving for Healthy Aging' programs, including tai chi, hula hooping, yoga and dance.
- Castlemaine Library partnered with Mount Alexander Shire Council to provide a series of parenting talks featuring experts in the field of childhood development.

The list is long, with other valued partners including the Macedon Ranges Autumn Festival Committee, council youth workers, Loddon Campaspe Multicultural Service, local speech pathologists, and the Bendigo Writers Festival.

Sometimes it's the simple things that have the most impact, such as the December Card Project in partnership with Bendigo Health, where members of the community were invited to write a Christmas card message of hope and kindness to patients experiencing mental illness.


### The fastest internet in town

Major upgrades at our libraries this year have improved internet speeds dramatically. NBN significantly reduced the price of upgrading our internet connections to fibre. What was beyond our financial resources 12 months ago suddenly became achievable after fibre install costs were included in fixed contract pricing. Quotes for this work were previously in the tens of thousands of dollars for each site. After a pilot project at Woodend

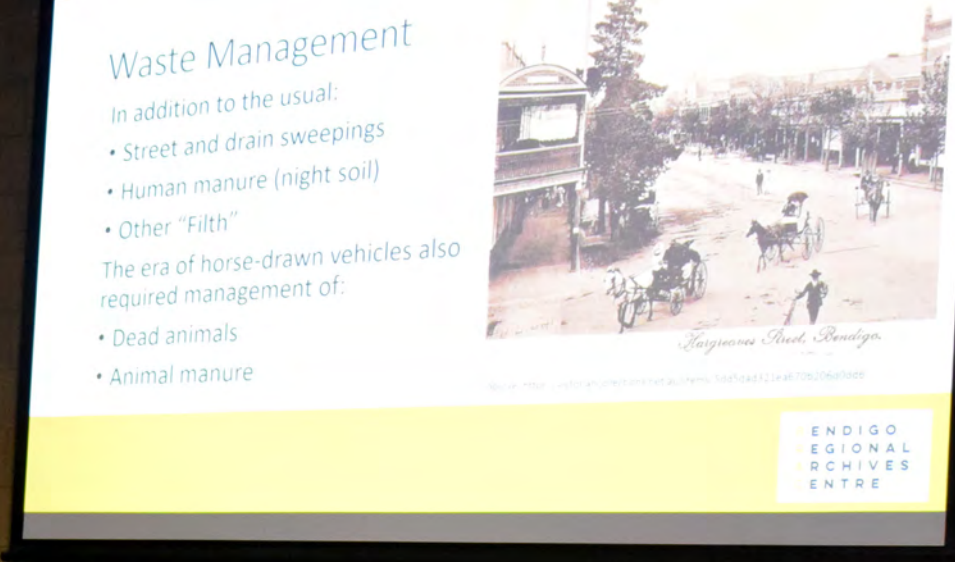
Library increased their local internet from 20Mbps to 500Mbps, we placed orders for all our major branches. These branches now have an internet speed comparable to Bendigo Library and offer the fastest public internet connection in their townships. This means we offer fast and reliable internet to all our users that can't be accessed anywhere else in their community. It also provides us with a superior internal network to run our organisation, and opens many opportunities for us to work smarter using our technology.

To make the most of the faster network, we also upgraded all the library Wireless Access Points to provide faster Wi-Fi.

A significant project replacing all RFID self-loan kiosks was completed, increasing the number of stations at Woodend, Kyneton and Gisborne branches. The new, user-friendly kiosks, along with OPAC machines, were also installed at Boort, Inglewood and Wedderburn agencies. This has enhanced access to library services and information, and facilitates learning pathways through easier loaning of library resources and other online resources.







## Regional Archives Centre partnering with La Trobe University

BRAC continues to partner with La Trobe University to deliver 'Discovering History' seminars. Aimed at facilitating public intellectual engagement with history, this program provides regular academic-standard history lectures both in-person and online. GLC staff presented a paper resulting from research in our own archives. 'The Motion was then put and carried' told the story of the evolution of sanitation services in Bendigo, from cesspools, manure depots, nightmen, and earth closets to modern sewerage. Some free samples of Coliban Water's '3 Ps' toilet paper also helped us to remind patrons of the importance of caring for our current infrastructure.

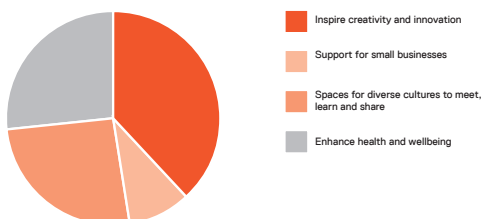
## Listening to our community and learning from them

GLC undertook the 'Libraries for the Future' consultation process in early 2021, receiving more than 1,000 responses from community members about what they liked, used, disliked and wanted in our library service. A final report was released at the end of 2021, closing the loop on the survey and showing our communities how their input will help shape our libraries moving forward. We also participated in the state-wide library Census in March 2022, giving our communities further opportunity to have their say on the future of Victoria's public libraries.

### Our community's expectations of library services

What our community value most	What our community have told us we do best
Providing a broad selection of books and resources	Staff who are competent and help people find books / resources
Being well organised	Being well organised
Being accessible for people with disabilities	Supporting patrons with the use of technology
Staff who are competent at helping people find books/resources	Staff who are well presented

### What needs should libraries meet in the future?




## Building flexible spaces for multiple community uses

The Tammia'long room was officially opened at Castlemaine Library in June 2021. Over the proceeding 12 months, the room has been in constant use by the community averaging 42 users per week and saw a broad range of groups booking the space for a variety of uses including, tutoring, interviews, business meetings, quiet space for working or study, language classes, book clubs and public health meetings.

This is a great example of the community-driven use of public library space, accommodating the diverse needs of the community. At this time, GLC has separate spaces available at Bendigo, Kangaroo Flat, Eaglehawk, Castlemaine, Romsey and Kyneton libraries, with developing opportunities to increase those offerings at Woodend and Heathcote libraries.

In partnership with Loddon Shire, GLC is delivering a device loan scheme in an attempt to connect those digitally isolated in the Loddon Shire area. The project will evaluate whether access to a device reduces barriers to connectivity in a manner that improves access to services, and reduces social isolation and improves access to services and information.





# Connecting People

Creating opportunities for people to socialise and share ideas, culture and stories. We will provide avenues for both personal and virtual connection through our programs, spaces and technology. We offer an antidote to isolation and loneliness.

## Connecting readers and authors through collection

GLC supports a range of book clubs with book club kits that remain as popular as ever. We have increased service levels by adding titles to the available sets, enabling a quicker turnaround and decreased waiting periods. We have also invested in new editions of popular kits that are constantly used.

One of our most important collection aims is to connect readers to authors and try and make sure readers get the latest book by their favourite author as easily and quickly as possible. In early 2022 we launched the 'Read Now' program in two rural branches. This initiative saw new popular titles available on shelf for serendipitous discovery. Since

our newest items always have long waiting lists, Read Now titles are not available to reserve, instead allowing visitors to be pleasantly surprised when a hard-to-get title appears on shelf. It has proven very popular and has now been rolled out to more branches. To date, there have been 192 items circulated 876 times, which will continue for the coming year.

*"I'm loving this new collection; I'm going mad with reading at the moment."*



## Connecting people with ideas and interests through programs

Our programs offer a different opportunity for connection with others, where ideas or interests are shared. Often these opportunities can be as informal as contributing to a community jigsaw or as structured as a Library Lock In, where the library is made available to young people after the doors have closed to the public.

This year has seen people participating in interactive online workshops such as memoir writing, where, although the work is done via remote screens, a sense of community quickly develops. This year also saw a resurgence in people joining a library-supported book club.

We have been recognised for our efforts in connecting people through facilitated activities aimed at creating safe social spaces to learn and share. For example, Romsey Library began a social craft/art program called 'A Curious Circle: Curiosity, Connection and Creativity' that has enabled connection and friendships outside the library environment.



## New self-loan technology available at more library sites

We deployed a new loaning system that, for the first time, included our busiest library agencies at Boort, Wedderburn and Inglewood, providing a more patron-friendly solution for loaning items. Previously, systems deployed at these locations were impacted by inconsistent internet access, however, the new approach replicates those at any larger branch accommodating internet outages without changing the customer experience.

*“New self loan machine is so much better than the old computer!”*





## Volunteers make library services go the extra mile

Volunteers make a valuable contribution to the delivery of our library services, including assisting staff in library branches, supporting the operation of our library agencies, and the delivery of our Home Library Service. The CBS team is responsible for facilitating the recruitment of volunteers across library branches. We celebrated and acknowledged the significant contribution volunteers make to our services and provided induction and training. During 2021-22, it was wonderful to welcome our volunteers back into our libraries, and we continued to support them through the introduction of vaccination mandates, QR checking and managing capped entry.

This year, we had a total of 32 volunteers assisting staff in library branches or delivering home library services, with a further team of 12-15 supporting our library agencies.

Library patron Neil (pictured here with grandson Emile), presenting Romsey Library with a handmade cross-stitch artwork as a thank you for teaching him how to use the BorrowBox app during lockdown. Neil spent almost two years creating 'The Kingdom of Books' while listening to eAudiobooks borrowed from the library.

*"Thank you so much for reserving books for me for the past 18 months - I've been going through a lot (husband died), and the library has been my lifeline."*





## Open when people need us to be

In early 2022 we conducted a survey to gather feedback from the community regarding the opening hours of several libraries. The information gathered was reconciled against feedback from the Libraries for the Future community consultation and supports the idea of extended library hours. This information will continue to remain present in future considerations for library service planning and infrastructure developments.

## Regional Archives connecting people to places

The Bendigo Regional Archive Centre developed an innovative approach to place-based historical research with the 'Suburban Detectives' program, where a pin is dropped on a local map and display areas are used to visually demonstrate the sources of information and evidence that can be found when investigating the history of a location.

*“WOW!!! Words cannot express how very grateful I am for all your efforts. I would imagine this was a huge task - and you are fantastic detectives.”*

From a patron looking for an obscure historical article.

BRAC also has access to historical rate books and, to improve indexed access to these, staff have developed a project to begin providing this level of detail for researchers. BRAC has supported a group of keen and dedicated volunteers who have started indexing the rate books between 1945-1955.

BRAC also undertook outreach programs with the popular 'Such Sweet Sorrow' seminar and exhibition based on local confectionery and some of the darker historical tales surrounding it, visiting Dingee and Castlemaine branches.





# Respecting First Nations Peoples and Cultures

Building knowledge of and relationships with First Nations Peoples and cultures. We will introduce appropriate signage and cultural references into our spaces as well as deliver programs and collections that celebrate the stories and traditions of Aboriginal and Torres Strait Islander Peoples.

## Building First Nations collections and understanding

The number of titles highlighting First Nations topics continues to grow, both physically and digitally. Our staff continue their education in this area, building skills, awareness and understanding of First Nations cultures. We celebrate key First Nations dates and events by creating displays and curating titles. This is supported by our First Nations webpage which shares items available in the collection along with important information, upcoming events and learning opportunities, further celebrating First Nations communities and cultures.



## Programs celebrate and educate on First Nations cultures

We value the opportunity to work with First Nations Peoples to provide programs for greater understanding of Aboriginal history and cultures. While National Reconciliation Week and NAIDOC Week provide a focus, Aboriginal and Torres Strait Island based programming has become a fundamental part of each quarterly program.

Key events throughout the year and across the region included Smoking Ceremonies, Welcome to Country by the Dja Dja Wurrung, a film screening to launch the Central Victorian Indigenous Film Festival and talks by Elders on Aboriginal history.

We welcomed Aunty Kerri Douglas for Aboriginal Storytime and Aunty Marilynne Nicholls for Fun with Fibre children's programs.

Our library service is honoured to host and hold three possum skin cloaks created locally by Dja Dja Wurrung representatives. In a sign of the relationship that continues to be built between First Nations Peoples and GLC, the cloaks have been given a home at our libraries and travel around our spaces to further celebrate First Nations cultures.



## Libraries acknowledge First Nations land

We now display Acknowledgement of Country plaques at each library service site. These plaques were designed and produced by local First Nations suppliers and reflect the ongoing commitment to presenting GLC library sites as welcoming and inclusive spaces for First Nations peoples and cultures.

GLC also continue to add Indigenous designs to our soft furnishings creating vibrant and culturally respectful environments for our communities to share.



## Walking, reading and learning

The CBS team developed the first library agency StoryWalk during National Reconciliation Week. Families in the Elmore community were able to walk along the Elmore Campaspe River Walking Track and discover the important messages in the children's picture book 'Respect', written by Aunty Fay Muir and Sue Lawson, and illustrated by Lisa Kennedy.







## Providing support for Aboriginal and Torres Strait Islander researchers

Both the PROV and the Koorie Heritage Trust provide culturally sensitive support and guidance for Aboriginal researchers. Through the support of PROV, BRAC holds free copies of support materials and guides to Aboriginal records to assist anyone beginning their own journey.

## Learning for all cultures

We presented a series of Aboriginal Cultural Education sessions in early 2022, giving Karen, South Sudanese and Afghan communities an opportunity to learn more about Aboriginal and Torres Strait Islander cultures and history. These sessions were run in partnership with a local multicultural organisation.

**Kyneton Library**  
26 May · 🌐

'Sorry Day' by Coral Vass and Deb Leffler is perfectly pitched at children to help them understand and recognise the significance and importance of National Sorry Day.


'Sorry Day' is available to borrow from the library, or available to listen to on Story Box Library - read by one of Australia's leading First Nations actors, Trevor Jamieson.

Some other great reads on StoryBox Library include:

- Welcome to Country, by Aunty Joy Murphy and Lisa Kennedy
- My Country by Ezekiel Kwaymullina and Sally Morgan.

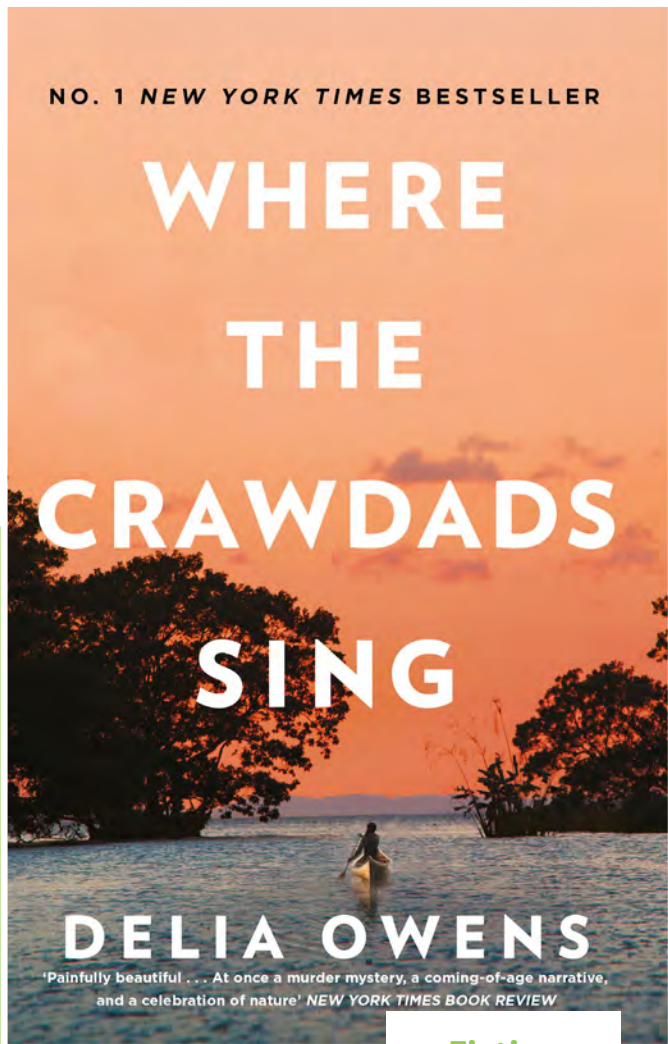
<https://storyboxlibrary.com.au/>



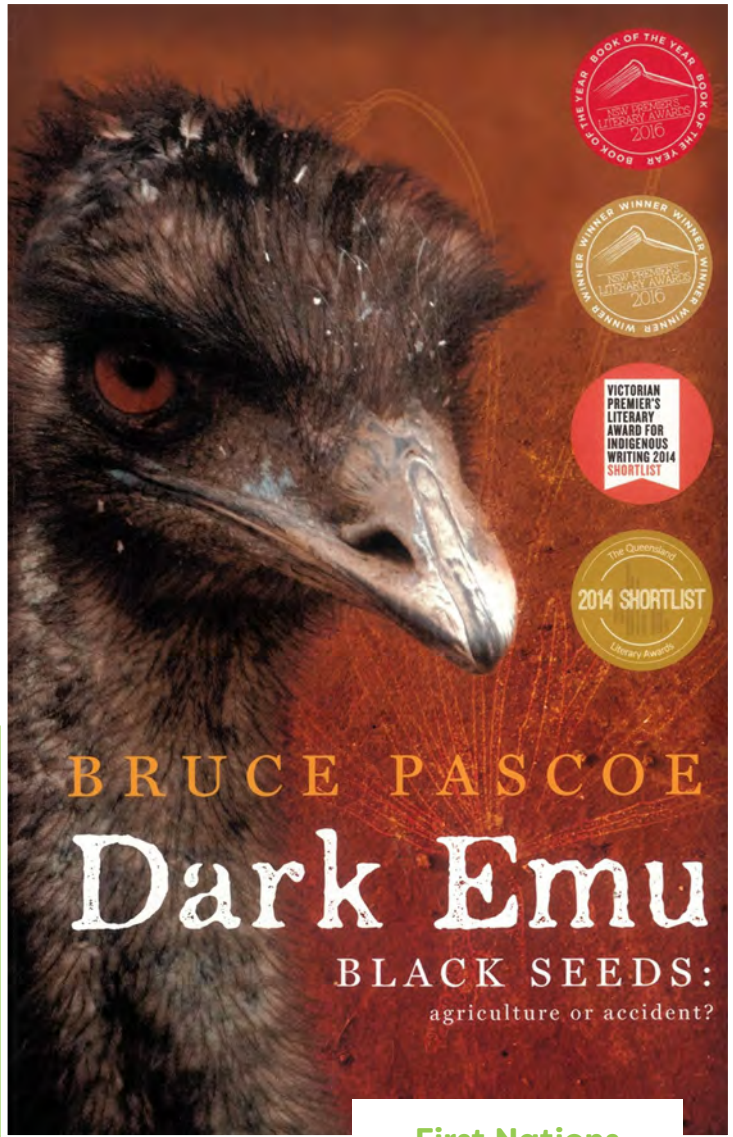


Junior Fiction

Most Popular



Fiction



First Nations



# A Learning Organisation

Learning from and with our communities to develop skills, innovation and new approaches. Our team are high performing professionals and continue challenging themselves to extend knowledge and experiences. We will focus on being able to change with our community and engage with them in shaping our service

## Responding to community loan habits and building reader advising services

As people return to more regular routines, the library collection is experiencing a slow return to a pre-COVID state.

GLC is reviewing our standing orders and author lists to maintain a fresh and responsive collection profile for a changing environment.

Staff at branches continue to answer reference queries daily which, with our database usage and website activity, gives an insight into the continuing need for information gathering, reference help and research. Further staff development in advising readers and promoting collection effectively have been initiated and will continue in the new financial year.



## Using library staff skills to champion programs

Library programming is a dynamic process greatly aided by the knowledge, skills, passions and contacts of our staff team.

All staff are encouraged and enabled to contribute program ideas and to facilitate in areas of expertise. Our staff may work in a library, but they are also skilled artists, writers, gardeners, musicians and belly dancers in our midst!

Staff have also been specifically trained in areas such as robotics, coding and local history in order to deliver specialist programs in these areas.



## Upgrading tech to provide new services for community

GLC completed major upgrades to our IT environment, including the introduction of remote printing services, allowing patrons to remotely print documents at the library and pick up and pay for printing when they're ready.

We upgraded our network storage to faster solid-state hard drives and continued our planned replacement schedule for PCs and laptops.

A software solution was deployed to all branches to improve work practices when returning large volumes of loans. Using the sort-assist RFID solution, branches can now return more items with fewer errors in far less time.

*"Thank you for the way you so generously give of your time and yourselves to make our family feel so welcome every time we visit."*

## Specialist teams working to innovate service delivery

Opportunities for collaboration in areas of reader advising, early years development and special collections are examples of the working groups underway, aiming to share knowledge and new ideas across the organisation. From these collaborations have come successful collection activation projects, Storytime presenter training and early years strategic planning.

## Building volunteer skills

Through our Community Based Services team, we develop and support volunteers similarly to paid staff. Volunteer role descriptions are developed, and induction processes allow our volunteers to build skills in library management systems.

The 'Introduction to Trove' workshop was an excellent opportunity for staff to gain new skills and increase knowledge of online Family History tools, and then share these skills and techniques with team members, volunteers and community members.





## Regional Archives Centre accessing new Public Records technology

This year has seen the implementation of the new and more complex PROV online catalogue and ordering system aimed at delivering better access and outcomes for researchers.

BRAC hosted the Australian Institute of Genealogists (Victoria) with a presentation on the collection held at BRAC and its application to Goldfields genealogical research.

BRAC also worked on an international challenge with the Archives and Records Association of Scotland to create a social media post on a different historical subject every day in April to celebrate archives and appreciate the similarities and differences between us.


## Constant feedback, constant evaluation

GLC developed an organisation-wide feedback register that aims to capture all feedback from patrons regarding any part of the library service. This is an ongoing approach to gathering relevant data, ideas and opinions from users that helps to inform service evaluation and delivery.







 **Bendigo Library**  
10 September 2021 · 🌐

The Library is open again! But we're only allowed 20 people in at a time... Please be patient as you may have to wait in line for a little while, and once you do get in, try and keep your visit snappy to allow others to use the Library too!





# A Sustainable Future

Working toward a positive and sustainable future with our communities. We will provide opportunities to understand the local and global environment, learn about sustainability innovations and empower community to take action to mitigate climate change. We commit to the sustainable use of resources for our operations to protect our natural environment.

## Sustainable House kits available for loan

As the popularity of gardening and sustainable living has risen, our collection has moved to meet the need both in traditional formats and in new and innovative practices. In partnership with the City of Greater Bendigo, we began loaning Sustainable House Kits, allowing patrons to explore the option of a more sustainable lifestyle.

Each kit contains a thermal camera, a PowerMate energy measuring device, a copy of *The Energy Freedom Home* by Beyond Zero Emissions, and instructions. We currently have four kits and a waiting

list of over 80 reserves. Due to the huge demand, we will be adding more kits in the future.

We have continued exploring alternate options for our collection practices, including using biodegradable or recycled products as part of our processing and covering options. We also continue to increase our online eResources in a bid to maintain a more sustainable collection for long term usage.

With the growth of interest in sustainable gardening and farming, our collection has seen an increase in these titles, and we have focussed on a more relevant collection around environmental awareness and local knowledge.







“Your displays are just what I need – I find it hard to see what’s on the shelves sometimes.”

### Local programs get a sustainability focus

Global concern over climate change and future sustainability has prompted demand for both credible information and the fostering of personal actions to make a difference.

GLC ran a second annual Family Sustainability Day, linking to the launch of our Sustainable House Kits. The day included a talk on backyard food forests, small container gardens, seed bombs (balls of dried mud filled with seeds) and a children’s performance on recycling.

GLC supported the Macedon Ranges Autumn Festival with a series of talks on sustainable living by horticulturist Craig Castree, including cheesemaking, edible gardens, composting and backyard fruit trees. Craig also spoke on seed saving at our Castlemaine and Kangaroo Flat libraries.

We launched a new quarterly program, ‘The Sustainability Hour,’ offered both in person and online, featuring authors and speakers on aspects of sustainability and climate change. First up was Saul Griffith, author of *The Big Switch: Australia’s Electric Future*, with a thought-provoking and informative talk that garnered enormous interest.



### Reducing fossil fuel use

GLC has worked with member councils to introduce solar panels to many of our libraries, with massive reductions in, or elimination of, use of fossil fuel-based energy consumption during daylight hours. We have also begun moving our small vehicle fleet over to hybrid or electric options and this will continue next year. New systems also reduce the use of paper, increase digital communication with patrons and reduce the amount of car travel required to undertake service delivery.

“I was going to start this, so I’m glad someone saved me the money. I have plenty of seeds, and will drop some around. Some are quite valuable.”  
re. Free seed library





**Kangaroo Flat Library**  
23 February · 🌐

Who saw a piece of the Library's history starting to disappear today?  
😞 😞  
So many community memories were made in that building during the 41+ years that it housed the Kangaroo Flat Library! 🥰  
Do you have any memories to share? 😞  
We are so lucky to be in our gorgeous, new, bright, modern space at 23 Lockwood Road in Kangaroo Flat! It's hard to believe we have been here for over 18 months now! 🥰  
Have you popped in to see us in our new location yet?? 🥰  
#Libr... See more



👍 🥰 😞 86

27 comments 18 shares





# Board Members



**Cr. Rod Fyffe**  
Greater Bendigo City Council  
(Chair)



**Vicky Mason**  
Greater Bendigo City Council



**Cr. Dan Straub**  
Loddon Shire Council



**Lincoln Fitzgerald**  
Loddon Shire Council



**Cr. Bill West**  
Macedon Ranges Shire Council



**Maria Weiss**  
Macedon Ranges Shire Council



**Cr. Rosie Annear**  
Mount Alexander Shire Council



**Lisa Knight**  
Mount Alexander Shire Council



**North Central Goldfields  
Regional Library Corporation**

Trading as  
**Goldfields Library Corporation**

# **Financial Report**

For the year  
**1 July 2021**  
to  
**30 June 2022**





# Financial Report

---

## Table of Contents

Certification of the Financial Statements.....	44
Auditor General's Report.....	45
Comprehensive Income Statement.....	47
Balance Sheet.....	48
Statement of Changes in Equity.....	49
Statement of Cash Flows.....	50
Statement of Capital Works.....	51
<b>Notes to Financial Report</b>	
1. Overview.....	52
2. 2.1 Performance against budget.....	54
2.1.1 Income and expenditure.....	54
2.1.2 Capital works.....	56
2.2 Analysis of the Corporation's results by program.....	57
2.2.1 Finance and strategy.....	57
2.2.2 Summary of income, expenses, assets and capital expenses by program.....	58
3. Funding for the delivery of our services.....	
3.1 Member contributions.....	59
3.2 User fees, charges and fines.....	59
3.3 Funding from other levels of government.....	60
3.4 Contributions.....	61
3.5 Net gain/(loss) on disposal of plant, resources and equipment.....	61
3.6 Other Income.....	61
4. The cost of delivering services.....	
4.1 Employee costs.....	62
4.2 Plant and equipment costs.....	62
4.3 Depreciation.....	63
4.4 Administration and maintenance charges.....	63
4.5 Amortisation - Right of use assets.....	63
4.6 Finance costs - Leases.....	63
4.7 Other expenses.....	64
5. Our financial position.....	
5.1 Financial assets.....	65
5.2 Non-financial assets.....	66
5.3 Payables.....	66
5.4 Provisions.....	67
5.5 Financing arrangements.....	68
5.6 Commitments.....	69
5.7 Leases.....	70
6. Assets we manage.....	
6.1 Resources, plant and equipment.....	72
7. People and relationships.....	
7.1 Corporation and key management remuneration.....	74
7.2 Related party disclosure.....	76
8. Managing uncertainties.....	
8.1 Contingent assets and liabilities.....	77
8.2 Change in accounting standards.....	77
8.3 Financial instruments.....	78
8.4 Fair value measurement.....	80
8.5 Events occurring after balance date.....	80
9. Other matters.....	
9.1 Reserves.....	81
9.2 Reconciliation of cash flows from operating activities to surplus/(deficit).....	82
9.3 Superannuation.....	82
10. Change in accounting policy.....	85

## Certification of the Financial Statements

In my opinion, the accompanying financial statements have been prepared in accordance with the *Local Government Act 1989* (as per the transitional provisions of the *Local Government Act 2020*), the *Local Government (Planning and Reporting) Regulations 2014*, the Australian Accounting Standards and other mandatory professional reporting requirements.

Nathan Morsillo, FCPA

**Principal Accounting Officer**



**Date :** 26/09/2022

*Bendigo, Victoria*

In our opinion the accompanying financial statements present fairly the financial transactions of the North Central Goldfields Regional Library Corporation for the year ended 30 June 2022 and the financial position of the Corporation as at that date.

At the date of signing, we are not aware of any circumstances that would render any particulars in the financial statements to be misleading or inaccurate.

We have been authorised by the Corporation and the *Local Government (Planning and Reporting) Regulations 2014* to certify the financial statements in their final form.


Stacy Williams  
**Board Member**



**Date :** 26/09/2022

*Bendigo, Victoria*

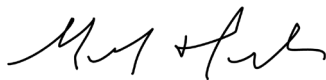
Lisa Knight  
**Board Member**



**Date :** 26/09/2022

*Bendigo, Victoria*

Mark Hands  
**Chief Executive Officer**



**Date :** 26/09/2022

*Bendigo, Victoria*



# Independent Auditor's Report

## To the Board members of North Central Goldfields Regional Library Corporation

<b>Opinion</b>	<p>I have audited the financial report of North Central Goldfields Regional Library Corporation (the corporation) which comprises the:</p> <ul style="list-style-type: none"> <li>• balance sheet as at 30 June 2022</li> <li>• comprehensive income statement for the year then ended</li> <li>• statement of changes in equity for the year then ended</li> <li>• statement of cash flows for the year then ended</li> <li>• notes to the financial statements, including significant accounting policies</li> <li>• certification of the financial statements.</li> </ul> <p>In my opinion the financial report presents fairly, in all material respects, the financial position of the corporation as at 30 June 2022 and their financial performance and cash flows for the year then ended in accordance with the financial reporting requirements of the <i>Local Government Act 1989</i>, the <i>Local Government (Planning and Reporting) Regulations 2014</i> and applicable Australian Accounting Standards.</p>
<b>Basis for Opinion</b>	<p>I have conducted my audit in accordance with the <i>Audit Act 1994</i> which incorporates the Australian Auditing Standards. I further describe my responsibilities under that Act and those standards in the <i>Auditor's Responsibilities for the Audit of the Financial Report</i> section of my report.</p> <p>My independence is established by the <i>Constitution Act 1975</i>. My staff and I are independent of the corporation in accordance with the ethical requirements of the Accounting Professional and Ethical Standards Board's APES 110 <i>Code of Ethics for Professional Accountants</i> (the Code) that are relevant to my audit of the financial report in Victoria. My staff and I have also fulfilled our other ethical responsibilities in accordance with the Code.</p> <p>I believe that the audit evidence I have obtained is sufficient and appropriate to provide a basis for my opinion.</p>
<b>Board members' responsibilities for the financial report</b>	<p>The Board members of the corporation are responsible for the preparation and fair presentation of the financial report in accordance with Australian Accounting Standards and the <i>Local Government Act 1989</i>, the <i>Local Government (Planning and Reporting) Regulations 2014</i> and for such internal control as the Board members determines is necessary to enable the preparation and fair presentation of a financial report that is free from material misstatement, whether due to fraud or error.</p> <p>In preparing the financial report, the Board members are responsible for assessing the corporation's ability to continue as a going concern, disclosing, as applicable, matters related to going concern and using the going concern basis of accounting unless it is inappropriate to do so.</p>

---

**Auditor's responsibilities for the audit of the financial report**

As required by the *Audit Act 1994*, my responsibility is to express an opinion on the financial report based on the audit. My objectives for the audit are to obtain reasonable assurance about whether the financial report as a whole is free from material misstatement, whether due to fraud or error, and to issue an auditor's report that includes my opinion. Reasonable assurance is a high level of assurance, but is not a guarantee that an audit conducted in accordance with the Australian Auditing Standards will always detect a material misstatement when it exists. Misstatements can arise from fraud or error and are considered material if, individually or in the aggregate, they could reasonably be expected to influence the economic decisions of users taken on the basis of this financial report.

As part of an audit in accordance with the Australian Auditing Standards, I exercise professional judgement and maintain professional scepticism throughout the audit. I also:

- identify and assess the risks of material misstatement of the financial report, whether due to fraud or error, design and perform audit procedures responsive to those risks, and obtain audit evidence that is sufficient and appropriate to provide a basis for my opinion. The risk of not detecting a material misstatement resulting from fraud is higher than for one resulting from error, as fraud may involve collusion, forgery, intentional omissions, misrepresentations, or the override of internal control.
- obtain an understanding of internal control relevant to the audit in order to design audit procedures that are appropriate in the circumstances, but not for the purpose of expressing an opinion on the effectiveness of the corporation's internal control
- evaluate the appropriateness of accounting policies used and the reasonableness of accounting estimates and related disclosures made by the Board members
- conclude on the appropriateness of the Board members' use of the going concern basis of accounting and, based on the audit evidence obtained, whether a material uncertainty exists related to events or conditions that may cast significant doubt on the corporation's ability to continue as a going concern. If I conclude that a material uncertainty exists, I am required to draw attention in my auditor's report to the related disclosures in the financial report or, if such disclosures are inadequate, to modify my opinion. My conclusions are based on the audit evidence obtained up to the date of my auditor's report. However, future events or conditions may cause the corporation to cease to continue as a going concern.
- evaluate the overall presentation, structure and content of the financial report, including the disclosures, and whether the financial report represents the underlying transactions and events in a manner that achieves fair presentation.

I communicate with the Board members regarding, among other matters, the planned scope and timing of the audit and significant audit findings, including any significant deficiencies in internal control that I identify during my audit.

---

MELBOURNE  
6 October 2022

  
Travis Derricott  
*as delegate for the Auditor-General of Victoria*



**North Central Goldfields Regional Library Corporation**  
**Comprehensive Income Statement for the year ended 30 June 2022**

	Note	2022 \$	2021 \$
<b>Income</b>			
Member contributions	3.1	5,360,288	5,291,499
User fees, charges and fines	3.2	158,690	145,110
Grants - operating	3.3	1,593,520	1,490,867
Grants - capital	3.3	39,064	39,064
Non-monetary contributions	3.4	25,225	2,195
Interest on investments		20,592	14,312
Other income	3.6	8,600	2,910
<b>Total income</b>		<b>7,205,979</b>	<b>6,985,957</b>
<b>Expenses</b>			
Employee costs	4.1	4,800,690	4,624,028
Plant and equipment costs	4.2	322,245	296,291
Depreciation	4.3	949,058	1,001,045
Administration and maintenance charges	4.4	457,891	456,649
Amortisation - right of use assets	4.5	24,693	24,693
Finance costs - leases	4.6	9,287	9,870
Net loss on disposal of plant, resources and equipment	3.5	4,272	606
Other expenses	4.7	338,125	302,155
<b>Total expenses</b>		<b>6,906,261</b>	<b>6,715,337</b>
<b>Surplus for the year</b>		<b>299,718</b>	<b>270,620</b>
<b>Total comprehensive result</b>		<b>299,718</b>	<b>270,620</b>

The above Comprehensive Income Statement should be read in conjunction with the accompanying notes.

**North Central Goldfields Regional Library Corporation**  
**Balance Sheet as at 30 June 2022**

	Note	2022 \$	2021 \$
<b>Assets</b>			
<b>Current assets</b>			
Cash and cash equivalents	5.1	2,721,610	3,816,125
Other financial assets	5.1	1,321,548	-
Trade and other receivables	5.1	7,169	21,769
Other assets	5.2	185,929	111,405
<b>Total current assets</b>		<b>4,236,256</b>	<b>3,949,299</b>
<b>Non-current assets</b>			
Resources, plant and equipment	6.1	3,319,908	3,247,913
Right-of-use assets	5.7	321,003	345,696
<b>Total non-current assets</b>		<b>3,640,911</b>	<b>3,593,609</b>
<b>Total assets</b>		<b>7,877,167</b>	<b>7,542,908</b>
<b>Liabilities</b>			
<b>Current liabilities</b>			
Trade and other payables	5.3	79,827	83,878
Trust funds and deposits	5.3	-	154
Provisions	5.4	1,217,105	1,166,824
Lease liabilities	5.7	21,574	20,974
<b>Total current liabilities</b>		<b>1,318,506</b>	<b>1,271,830</b>
<b>Non-current liabilities</b>			
Provisions	5.4	124,764	115,325
Lease liabilities	5.7	312,438	334,012
<b>Total non-current liabilities</b>		<b>437,202</b>	<b>449,337</b>
<b>Total liabilities</b>		<b>1,755,708</b>	<b>1,721,167</b>
<b>Net assets</b>		<b>6,121,459</b>	<b>5,821,741</b>
<b>Equity</b>			
Member contributions		2,466,638	2,466,638
Accumulated surplus		2,528,334	2,244,658
Reserves	9.1	1,126,487	1,110,445
<b>Total Equity</b>		<b>6,121,459</b>	<b>5,821,741</b>

The above Balance Sheet should be read in conjunction with the accompanying notes.



**North Central Goldfields Regional Library Corporation**  
**Statement of Changes in Equity for the year ended 30 June 2022**

<b>2022</b>	<b>Note</b>	<b>Total</b>	<b>Member</b>	<b>Accumulated</b>	<b>Discretionary</b>
		<b>\$</b>	<b>Contributions</b>	<b>Surplus</b>	<b>Reserve</b>
		<b>\$</b>	<b>\$</b>	<b>\$</b>	<b>\$</b>
Balance at beginning of the financial year		5,821,741	2,466,638	2,244,658	1,110,445
Surplus for the year		299,718	-	299,718	-
Transfers to other reserves	9.1	-	-	(51,542)	51,542
Transfers from other reserves	9.1	-	-	35,500	(35,500)
		<u>6,121,459</u>	<u>2,466,638</u>	<u>2,528,334</u>	<u>1,126,487</u>
<b>Balance at end of the financial year</b>		<b>6,121,459</b>	<b>2,466,638</b>	<b>2,528,334</b>	<b>1,126,487</b>

<b>2021</b>		<b>Total</b>	<b>Member</b>	<b>Accumulated</b>	<b>Discretionary</b>
		<b>\$</b>	<b>Contributions</b>	<b>Surplus</b>	<b>Reserve</b>
		<b>\$</b>	<b>\$</b>	<b>\$</b>	<b>\$</b>
Balance at beginning of the financial year		5,551,121	2,466,638	1,825,920	1,258,563
Surplus for the year		270,620	-	270,620	-
Transfers to other reserves	9.1	-	-	(51,882)	51,882
Transfers from other reserves	9.1	-	-	200,000	(200,000)
		<u>5,821,741</u>	<u>2,466,638</u>	<u>2,244,658</u>	<u>1,110,445</u>
<b>Balance at end of the financial year</b>		<b>5,821,741</b>	<b>2,466,638</b>	<b>2,244,658</b>	<b>1,110,445</b>

The above Statement of Changes in Equity should be read in conjunction with the accompanying notes.

**North Central Goldfields Regional Library Corporation**  
**Statement of Cash Flows for the year ended 30 June 2022**

	2022	2021
	Inflows/ (Outflows)	Inflows/ (Outflows)
Note	\$	\$
<b>Cash flows from operating activities</b>		
Member contributions	5,896,317	5,820,649
User fees, charges and fines	170,815	145,924
Grants - operating	1,598,798	1,490,867
Grants - capital	39,064	39,064
Interest received	14,651	14,312
Other receipts	9,460	2,910
Employee costs	(4,749,204)	(4,601,109)
Plant and equipment costs	(395,460)	(325,920)
Administration and maintenance charges	(544,670)	(767,916)
Other expenses	(371,938)	(348,048)
Net GST payment	(410,440)	(393,117)
<b>Net cash provided by operating activities</b>	<b>9.2</b> <u>1,257,393</u>	<u>1,077,616</u>
<b>Cash flows from investing activities</b>		
Payments for resources, plant and equipment	6.1 (1,019,144)	(718,640)
Proceeds from sale of resources, plant and equipment	3.5 19,045	-
Payments for investments	5.1 (1,321,548)	-
<b>Net cash used in investing activities</b>	<u>(2,321,647)</u>	<u>(718,640)</u>
<b>Cash flows from financing activities</b>		
Interest paid - lease liability	(9,287)	(9,870)
Repayment of lease liabilities	(20,974)	(20,391)
<b>Net cash used in financing activities</b>	<u>(30,261)</u>	<u>(30,261)</u>
Net increase/(decrease) in cash and cash equivalents	(1,094,515)	328,715
Cash and cash equivalents at the beginning of the financial year	3,816,125	3,487,410
<b>Cash and cash equivalents at the end of the financial year</b>	<b>5.1</b> <u>2,721,610</u>	<u>3,816,125</u>
The following notes also provide details on the Corporations cash position:		
Financing arrangements	5.5	
Restrictions on cash assets	5.1	

The above Statement of Cash Flows should be read in conjunction with the accompanying notes.



**North Central Goldfields Regional Library Corporation**  
**Statement of Capital Works for the year ended 30 June 2022**

---

	Note	2022 \$	2021 \$
Resources	6.1	525,228	594,576
Plant and equipment	6.1	35,811	-
Information technology	6.1	409,451	108,725
Office equipment, furniture and fittings	6.1	48,654	15,339
<b>Total capital works expenditure</b>		<b>1,019,144</b>	<b>718,640</b>
 <b>Represented by:</b>			
New asset expenditure		-	-
Asset renewal expenditure		1,019,144	718,640
<b>Total capital works expenditure</b>		<b>1,019,144</b>	<b>718,640</b>

The above Statement of Capital Works should be read in conjunction with the accompanying notes.

# North Central Goldfields Regional Library Corporation

## Notes to the Financial Report for the year ended 30 June 2022

---

### Note 1 OVERVIEW

#### Introduction

The North Central Goldfields Regional Library Corporation was established by an Order of the Governor in Council on 12 January 1996 and is a body corporate. The Corporation's main office is located at 259 Hargreaves St Bendigo VIC 3550.

#### Statement of compliance

These financial statements are a general-purpose financial report that consists of a Comprehensive Income Statement, Balance Sheet, Statement of Changes in Equity, Statement of Cash Flows, Statement of Capital Works and Notes accompanying these financial statements. The general-purpose financial report complies with the Australian Accounting Standards (AAS), other authoritative pronouncements of the Australian Accounting Standards Board, the *Local Government Act 1989* (as per the transitional provisions of the *Local Government Act 2020*) and the *Local Government (Planning and Reporting) Regulations 2014*.

The Corporation is a not-for-profit entity and therefore applies the additional AUS paragraphs applicable to a not-for-profit entity under the Australian Accounting Standards.

#### Significant accounting policies

##### (a) Basis of accounting

The accrual basis of accounting has been used in the preparation of these financial statements, whereby assets, liabilities, equity, income and expenses are recognised in the reporting period to which they relate, regardless of when cash is received or paid.

The financial statements are based on the historical cost convention unless a different measurement basis is specifically disclosed in the notes to the financial statements.

Judgements, estimates and assumptions are required to be made about the carrying values of assets and liabilities that are not readily apparent from other sources. The estimates and associated judgements are based on professional judgement derived from historical experience and various other factors that are believed to be reasonable under the circumstances. Actual results may differ from these estimates.

The financial statements have been prepared on a going concern basis. The financial statements are in Australian dollars. The amounts presented in the financial statements have been rounded to the nearest dollar unless otherwise specified.

Revisions to accounting estimates are recognised in the period in which the estimate is revised and also in future periods that are affected by the revision. Judgements and assumptions made by management in the application of AAS's that have significant effects on the financial statements and estimates relate to:

- the fair value of resources, plant and equipment (refer to Note 6.1)
- the determination of depreciation for resources, plant and equipment (refer to Note 6.1)
- the determination of employee provisions (refer to Note 5.4)
- the determination of whether performance obligations are sufficiently specific so as to determine whether an arrangement is within the scope of *AASB 15 Revenue from Contracts with Customers* or *AASB 1058 Income of Not-for-Profit Entities* (refer to Note 3)
- the determination, in accordance with *AASB 16 Leases*, of the lease term, the estimation of the discount rate when not implicit in the lease and whether an arrangement is in substance short-term or low value (refer to Note 5.7)
  
- other areas requiring judgements

Unless otherwise stated, all accounting policies are consistent with those applied in the prior year. Where appropriate, comparative figures have been amended to accord with current presentation, and disclosure has been made of any material changes to comparatives.



**North Central Goldfields Regional Library Corporation**  
**Notes to the Financial Report for the year ended 30 June 2022**

---

**(b) Impact of Covid-19**

During 2021-22 the COVID-19 pandemic continued to impact on the Corporation's operations, with various closures in July to September 2021. The Corporation has noted the following significant impacts on its financial operations:

Additional revenue:

The Corporation's application for the Premier's Reading Challenge grant was successful, which was used to supplement investment specifically in resources.

Revenue reductions:

Room hire fees are minimal given the extended closures experienced during this COVID pandemic.

Revenue foregone:

The Corporation has not charged overdue fines on collection borrowing for the entire 2021-2022 FY, which has impacted on overdue fines and book replacement fees.

Savings:

Generally, in response to closure or limited opening, the Corporation has been able to produce significant savings, compared to budget, for labour and administration through the delivery of appropriate service levels, during a period of restricted activity.

**North Central Goldfields Regional Library Corporation**  
**Notes to the Financial Report for the year ended 30 June 2022**

**Note 2.1 Performance against budget**

The performance against budget notes compare Corporation's financial plan, expressed through its annual budget, with actual performance. The *Local Government (Planning and Reporting) Regulations 2014* requires explanation of any material variances. The Corporation has adopted a materiality threshold of 10 percent or at least \$10,000 where further explanation is warranted. Explanations have not been provided for variations below the materiality threshold unless the variance is considered to be material because of its nature.

These notes are prepared to meet the requirements of the *Local Government Act 1989* and the *Local Government (Planning and Reporting) Regulations 2014*.

**2.1.1 Income and expenditure**

	Budget 2022 \$	Actual 2022 \$	Variance \$	Variance %	Ref
<b>Income</b>					
Member contributions	5,360,288	5,360,288	-	0%	
User, fees, charges and fines	170,242	158,690	(11,552)	-7%	1
Grants - operating	1,431,532	1,593,520	161,988	11%	2
Grants - capital	-	39,064	39,064	100%	3
Non monetary contributions	2,000	25,225	23,225	1161%	4
Interest on Investments	10,000	20,592	10,592	106%	5
Net gain on disposal of plant, resources and equipment	10,000	-	(10,000)	-100%	6
Other income	40,896	8,600	(32,296)	-79%	7
<b>Total income</b>	<b>7,024,958</b>	<b>7,205,979</b>	<b>181,021</b>	<b>3%</b>	
<b>Expenses</b>					
Employee costs	4,903,865	4,800,690	103,175	2%	8
Plant and equipment costs	331,585	322,245	9,340	3%	
Depreciation	1,145,922	949,058	196,864	17%	9
Administration and maintenance charges	471,057	457,891	13,166	3%	10
Amortisation - Right of use assets	24,693	24,693	-	0%	
Finance costs - leases	9,287	9,287	-	0%	
Net loss on disposal of plant, resources and equipment	-	4,272	(4,272)	100%	6
Other expenses	407,083	338,125	68,958	17%	11
<b>Total expenses</b>	<b>7,293,492</b>	<b>6,906,261</b>	<b>387,231</b>	<b>5%</b>	
<b>Surplus/(deficit) for the year</b>	<b>(268,534)</b>	<b>299,718</b>	<b>568,252</b>	<b>-212%</b>	



**North Central Goldfields Regional Library Corporation**  
**Notes to the Financial Report for the year ended 30 June 2022**

---

**(i) Explanation of material variations**

<b>Variance</b>		
<b>Ref</b>	<b>Item</b>	<b>Explanation</b>
1	User, fees, charges and fines	The Corporation have not charged any fines for the 24 months as a result of COVID-19 decisions.
2	Grants - operating	Additional Grants were received for various initiatives.
3	Grants - capital	This is a successful application for the Premiers Reading Challenge, which added to the collection (capital) investment.
4	Non monetary contributions	Sophos security appliances (IT) were received free of charge from information management supplier.
5	Interest on Investments	This is due to interest rates rapidly increasing due to cash rate rises and the budget was set during COVID-19 conditions.
6	Net gain/loss on disposal of plant, resources and equipment	Planned vehicle disposal and acquisition occurred, resulting in an immaterial net loss.
7	Other income	Room bookings have been virtually non-existent during COVID-19.
8	Employee costs	Employee costs were lower than budget due to COVID-19 and less use of casuals.
9	Depreciation	This is due to the a lower amount spent on Resources and Furniture and Fittings than budgeted.
19	Administration and maintenance charges	The Corporation had a saving here due to COVID-19 and reduced operating hours.
11	Other expenses	This includes areas such as printing and stationary, travel, courier charges etc. that just were not required for much of the year due to COVID-19, so significant savings were able to be made.

**North Central Goldfields Regional Library Corporation**  
**Notes to the Financial Report for the year ended 30 June 2022**

**2.1.2 Capital works**

	Budget 2022 \$	Actual 2022 \$	Variance \$	Variance %	Ref
Resources	645,028	525,228	(119,800)	-19%	1
Plant and vehicles	45,000	35,811	(9,189)	-20%	
Information technology	295,016	409,451	114,435	39%	2
Office equipment, furniture and fittings	34,452	48,654	14,202	41%	3
<b>Total plant and equipment</b>	<b>1,019,496</b>	<b>1,019,144</b>	<b>(352)</b>	<b>0%</b>	
<b>Represented by:</b>					
New asset expenditure	-	-	-	0%	
Asset renewal expenditure	1,019,496	1,019,144	(352)	0%	4
<b>Total capital works expenditure</b>	<b>1,019,496</b>	<b>1,019,144</b>	<b>(352)</b>	<b>0%</b>	

**(i) Explanation of material variations**

Variance Ref	Item	Explanation
1	Resources	Fewer books were purchased than planned due to an increased demand for digital versions and trialling both eLibrary and book leasing approaches.
2	Information technology	The Corporation replaced its RFID kiosk equipment this financial year, however was budgeted for in 2020/2021.
3	Office equipment, furniture and fittings	Given the Corporation has now reopened post COVID-19, the use of furniture and fittings has increased. The replacement schedule was gradually increased as restrictions eased.
4	Asset renewal expenditure	Due to the delay in the RFID equipment purchase mainly, which was budgeted for in the previous financial year.



**North Central Goldfields Regional Library Corporation**  
**Notes to the Financial Report for the year ended 30 June 2022**

---

**Note 2.2 Analysis of Corporations results by program**

The Corporation delivers its functions and activities from a number of different geographical locations across the member Council's. These locations are identified at the following branch levels.

**2.2.1 Finance and Strategy**

Regional Headquarters \*

Bendigo Regional Archives Centre

Bendigo branch

Castlemaine branch

Eaglehawk branch

Gisborne branch

Heathcote branch

Kangaroo Flat branch

Kyneton branch

Romsey branch

Woodend branch

\* Community Based Services and Local Priorities are included in Regional Headquarters as they are delivered from here.

**North Central Goldfields Regional Library Corporation**  
**Notes to the Financial Report for the year ended 30 June 2022**

**2.2.2 Summary of income, expenses, assets and capital expenses by program**

	Income	Expenses	Surplus/ (Deficit)	Grants included in income	Total assets
<b>2022</b>	\$	\$	\$	\$	\$
Regional Headquarters	7,066,161	3,534,296	3,531,865	1,632,584	7,877,167
Bendigo Regional Archives Centre	91,242	112,163	(20,921)	-	-
Bendigo branch	14,104	1,418,441	(1,404,337)	-	-
Castlemaine branch	12,074	491,314	(479,240)	-	-
Eaglehawk branch	-	58,237	(58,237)	-	-
Gisborne branch	3,428	242,029	(238,601)	-	-
Heathcote branch	737	44,648	(43,911)	-	-
Kangaroo Flat branch	4,715	297,787	(293,072)	-	-
Kyneton branch	5,732	260,216	(254,484)	-	-
Romsey branch	5,109	224,359	(219,250)	-	-
Woodend branch	2,677	222,771	(220,094)	-	-
	<b>7,205,979</b>	<b>6,906,261</b>	<b>299,718</b>	<b>1,632,584</b>	<b>7,877,167</b>

	Income	Expenses	Surplus/ (Deficit)	Grants included in income	Total assets
<b>2021</b>	\$	\$	\$	\$	\$
Regional Headquarters	6,860,094	3,594,194	3,265,900	1,529,931	7,542,908
Bendigo Regional Archives Centre	91,710	37,970	53,740	-	-
Bendigo branch	9,719	1,367,311	(1,357,592)	-	-
Castlemaine branch	8,523	477,476	(468,953)	-	-
Eaglehawk branch	-	74,601	(74,601)	-	-
Gisborne branch	2,888	235,945	(233,057)	-	-
Heathcote branch	443	47,317	(46,874)	-	-
Kangaroo Flat branch	3,116	306,600	(303,484)	-	-
Kyneton branch	4,589	215,114	(210,525)	-	-
Romsey branch	2,819	202,254	(199,435)	-	-
Woodend branch	2,056	156,555	(154,499)	-	-
	<b>6,985,957</b>	<b>6,715,337</b>	<b>270,620</b>	<b>1,529,931</b>	<b>7,542,908</b>

Due to the roaming collection of books and that all vehicles operate from the headquarters all assets are held at the Regional headquarters.



**North Central Goldfields Regional Library Corporation**  
**Notes to the Financial Report for the year ended 30 June 2022**

---

<b>Note 3 Funding for the delivery of our services</b>	<b>2022</b>	<b>2021</b>
<b>3.1 Member contributions</b>	<b>\$</b>	<b>\$</b>
City of Greater Bendigo	3,236,558	3,190,543
Loddon Shire	205,661	206,563
Mount Alexander Shire	541,395	536,518
Macedon Ranges Shire	1,376,674	1,357,875
<b>Total member contributions</b>	<b><u>5,360,288</u></b>	<b><u>5,291,499</u></b>

<b>Annual member council contributions per capita</b>	<b>27.41</b>	<b>28.18</b>
---	--------------	--------------

Annual member contributions are recognised as revenue when the Corporation issues invoices to the member Councils.

### 3.2 User fees, charges and fines

Fines	258	752
Inter library loans	2,616	1,856
Reimbursements	110,670	111,760
Book recovery	3,221	2,267
Photocopying and printing	41,925	28,475
<b>Total user fees, charges and fines</b>	<b><u>158,690</u></b>	<b><u>145,110</u></b>

User fees, charges and fines are recognised as revenue when the service has been provided or the Corporation has otherwise earned the income.

**North Central Goldfields Regional Library Corporation**  
**Notes to the Financial Report for the year ended 30 June 2022**

**3.3 Funding from other levels of government**

	<b>2022</b>	<b>2021</b>
	<b>\$</b>	<b>\$</b>
Grants were received in respect of the following :		
<b>Summary of grants</b>		
State funded grants	1,497,032	1,456,274
Local funded grants	99,909	45,057
Other Grants	35,643	28,600
<b>Total grants received</b>	<b><u>1,632,584</u></b>	<b><u>1,529,931</u></b>
<b>(a) Operating Grants</b>		
<b>Recurrent - State Government</b>		
Library Grant	1,456,877	1,407,610
<b>Total recurrent operating grants</b>	<b><u>1,456,877</u></b>	<b><u>1,407,610</u></b>
<b>Non-recurrent - State Government</b>		
State Library Grant	1,091	9,600
<b>Non-recurrent - Local Government</b>		
Other Grants	99,909	45,057
<b>Non-recurrent - Other</b>		
Sandhurst Trustees - Aquatic Worlds	29,552	-
LBW Trust - Backyard Cricket	1,091	-
Good Things Foundation	5,000	-
Community Enterprise Foundation (BBL)	-	20,000
National Science Week (Royal Society of VIC)	-	600
C4C GRL Eys Enhancement	-	8,000
<b>Total non-recurrent operating grants</b>	<b><u>136,643</u></b>	<b><u>83,257</u></b>
<b>Total operating grants</b>	<b><u>1,593,520</u></b>	<b><u>1,490,867</u></b>
<b>(b) Capital Grants</b>		
<b>Non-recurrent - State Government</b>		
Premiers Reading Challenge	39,064	39,064
<b>Total non-recurrent capital grants</b>	<b><u>39,064</u></b>	<b><u>39,064</u></b>
<b>Total capital grants</b>	<b><u>39,064</u></b>	<b><u>39,064</u></b>

Grant income is recognised when the Corporation obtains control of the contribution. Control is normally obtained upon receipt or acquittal.



**North Central Goldfields Regional Library Corporation**  
**Notes to the Financial Report for the year ended 30 June 2022**

---

**(c) Recognition of grant income**

Before recognising funding from government grants as revenue the Corporation assesses whether there is a contract that is enforceable and has sufficiently specific performance obligations in accordance with *AASB 15 Revenue from Contracts with Customers*. When both these conditions are satisfied, the Corporation:

- identifies each performance obligation relating to revenue under the contract/agreement
- determines the transaction price
- recognises a contract liability for its obligations under the agreement
- recognises revenue as it satisfies its performance obligations, at the time or over time when services are rendered.

Where the contract is not enforceable and/or does not have sufficiently specific performance obligations, the Corporation applies *AASB 1058 Income for Not-for-Profit Entities*.

Grant revenue with sufficiently specific performance obligations is recognised over time as the performance obligations specified in the underlying agreement are met. Where performance obligations are not sufficiently specific, grants are recognised on the earlier of receipt or when an unconditional right to receipt has been established. Grants relating to capital projects are generally recognised progressively as the capital project is completed. The following table provides a summary of the accounting framework under which grants are recognised.

	2022	2021
<b>Income recognised under AASB 1058 <i>Income for Not-for-Profit Entities</i></b>	<b>\$</b>	<b>\$</b>
General purpose	1,483,968	1,490,867
Specific purpose grants to acquire non-financial assets	68,616	39,064
Other specific purpose grants	80,000	-
	<u>1,632,584</u>	<u>1,529,931</u>

**3.4 Contributions**

Non-monetary	25,225	2,195
<b>Total contributions</b>	<b><u>25,225</u></b>	<b><u>2,195</u></b>

*Contributions of non monetary assets were received in relation to the following asset classes.*

Information technology	25,225	-
Resources	-	2,195
<b>Total non-monetary contributions</b>	<b><u>25,225</u></b>	<b><u>2,195</u></b>

Non monetary contributions are recognised as revenue at their fair value when the Corporation obtains control over the contributed asset.

**3.5 Net gain/(loss) on disposal of plant, resources and equipment**

Proceeds of sale	19,045	-
Written down value of assets disposed	(23,317)	(606)
<b>Total net loss on disposal of plant, resources and equipment</b>	<b><u>(4,272)</u></b>	<b><u>(606)</u></b>

The profit or loss on sale of an asset is determined when control of the asset has passed to the buyer.

**3.6 Other income**

Rental income	7,261	1,920
Other	1,339	990
<b>Total other income</b>	<b><u>8,600</u></b>	<b><u>2,910</u></b>

Other income is measured at the fair value of the consideration received or receivable and is recognised when the Corporation gains control over the right to receive the income.

**North Central Goldfields Regional Library Corporation**  
**Notes to the Financial Report for the year ended 30 June 2022**

**Note 4 The cost of delivering services**

<b>4.1 (a) Employee costs</b>	<b>2022</b>	<b>2021</b>
	<b>\$</b>	<b>\$</b>
Wages and salaries	3,686,731	3,592,924
Annual leave	369,494	331,068
Sick leave	197,070	169,325
Long service leave	74,821	88,984
WorkCover	19,916	20,597
Superannuation	424,998	402,171
Fringe benefits tax	7,290	6,374
Staff training/conferences	20,370	12,585
<b>Total employee costs</b>	<b><u>4,800,690</u></b>	<b><u>4,624,028</u></b>

**(b) Superannuation**

The Corporation made contributions to the following funds:

**Defined benefit fund**

Employer contributions to Local Authorities Superannuation Fund (Vision Super)	23,926	20,517
	<b><u>23,926</u></b>	<b><u>20,517</u></b>
Employer contributions payable at reporting date.	-	-

**Accumulation funds**

Employer contributions to Local Authorities Superannuation Fund (Vision Super)	363,306	367,035
Employer contributions - other funds	37,766	14,619
	<b><u>401,072</u></b>	<b><u>381,654</u></b>
Employer contributions payable at reporting date.	19,453	-

Refer to note 9.3 for further information relating to the Corporation's superannuation obligations.

**4.2 Plant and equipment costs**

Plant operating and maintenance	27,790	19,553
Resources lease	10,485	-
Photocopier expenses	11,443	6,542
Photocopier lease	17,595	16,189
General office equipment	43,563	40,750
Automated systems maintenance	211,369	213,257
<b>Total plant and equipment costs</b>	<b><u>322,245</u></b>	<b><u>296,291</u></b>

Expenses are recognised as they are incurred and reported in the financial year to which they relate.



**North Central Goldfields Regional Library Corporation**  
**Notes to the Financial Report for the year ended 30 June 2022**

---

<b>4.3 Depreciation</b>	<b>2022</b>	<b>2021</b>
	<b>\$</b>	<b>\$</b>
Plant and equipment	13,300	12,404
Resources	764,047	824,276
Information technology	143,502	136,818
Furniture and equipment	28,209	27,547
<b>Total depreciation</b>	<b>949,058</b>	<b>1,001,045</b>

*Refer to note 6.1 for a more detailed breakdown of depreciation charges and accounting policy.*

**4.4 Administration and maintenance charges**

Administration charge	79,301	79,301
Insurances	79,150	75,086
Headquarters maintenance charge	6,681	6,880
Database costs	269,197	271,756
Consultants fees	14,067	10,312
Human resources	9,495	13,314
<b>Total administration and maintenance charges</b>	<b>457,891</b>	<b>456,649</b>

**4.5 Amortisation - Right of use assets**

Property	24,693	24,693
<b>Total Amortisation - Right of use assets</b>	<b>24,693</b>	<b>24,693</b>

*Refer to note 5.7 for a more detailed breakdown of amortisation charges and accounting policy.*

**4.6 Finance Costs - Leases**

Interest - Lease Liabilities	9,287	9,870
<b>Total finance costs</b>	<b>9,287</b>	<b>9,870</b>

**North Central Goldfields Regional Library Corporation**  
**Notes to the Financial Report for the year ended 30 June 2022**

---

<b>4.7 Other expenses</b>	<b>2022</b>	<b>2021</b>
	<b>\$</b>	<b>\$</b>
Rural transaction centre	27,380	27,897
Postage	1,838	1,750
Publicity/advertising	3,921	3,162
Marketing/promotion	12,696	6,094
Children program promotion	22,363	13,418
Adult program promotion	26,860	31,352
Printing and stationery	31,956	20,819
Periodicals	40,287	42,597
Internet expenses	51,518	45,726
Newspapers	18,443	12,937
Processing supplies	13,628	17,712
Freight	23,032	30,421
Travelling	6,343	127
Inter library loan costs	355	209
Membership & sponsorships	12,411	6,224
Audit fees	6,500	9,200
Bank charges	4,607	5,312
Cleaning services	8,146	10,708
First aid	7,484	592
Board Costs	-	48
Collection software	16,079	13,907
Recycling/shredding collection	2,278	1,943
<b>Total other expenses</b>	<b>338,125</b>	<b>302,155</b>



**North Central Goldfields Regional Library Corporation**  
**Notes to the Financial Report for the year ended 30 June 2022**

<b>Note 5 Our financial position</b>	<b>2022</b>	<b>2021</b>
<b>5.1 Financial assets</b>	<b>\$</b>	<b>\$</b>
<b>(a) Cash and cash equivalents</b>		
Cash on hand	2,070	2,070
Cash at bank	852,019	126,528
Term deposits	1,867,521	3,687,527
<b>Total cash and cash equivalents</b>	<b>2,721,610</b>	<b>3,816,125</b>
<b>(b) Other financial assets</b>		
Term deposits - current	1,321,548	-
<b>Total other financial assets</b>	<b>1,321,548</b>	<b>-</b>
<b>Total financial assets</b>	<b>4,043,158</b>	<b>3,816,125</b>

The Corporation's cash and cash equivalents are subject to external restrictions that limit amounts available for discretionary use. These include:

- Trust funds and deposits (Note 5.3)	-	154
Total restricted funds	-	154
Total unrestricted cash and cash equivalents	<b>2,721,610</b>	<b>3,815,971</b>

**Intended allocations**

Although not externally restricted the following amounts have been allocated for specific future purposes by the Corporation:

- Long service leave - investments *	744,057	695,523
- Discretionary reserves (Note 9.1)	1,126,487	1,110,445
Total funds subject to intended allocations	<b>1,870,544</b>	<b>1,805,968</b>

Cash and cash equivalents include cash on hand, deposits at call, and other highly liquid investments with original maturities of three months or less, net of outstanding bank overdrafts.

Other financial assets are valued at fair value, at balance date. Term deposits are measured at original cost. Any unrealised gains and losses on holdings at balance date are recognised as either a revenue or expense.

Other financial assets include term deposits and those with original maturity dates of three to 12 months are classified as current, whilst term deposits with maturity dates greater than 12 months are classified as non-current.

\* Intended allocations for long service leave is based on the former *Local Government Long Service Leave Regulations 2002* and does not necessarily equate to the long service leave liability disclosed in Note 5.4 due to a different basis of calculation prescribed by the regulation. Changes to the *Local Government Long Service Leave Regulations 2002* during the 2012 financial year has meant that under the regulation the requirement to maintain separate investments for long service leave balances no longer exists. As at 30 June 2022 the Corporation still maintains the investment balance under the former regulation requirements.

**(c) Trade and other receivables**

**Current**

*Statutory receivables*

Net GST receivable	-	20,541
--------------------	---	--------

*Non statutory receivables*

Interest receivable	7,169	1,228
---------------------	-------	-------

<b>Total current trade and other receivables</b>	<b>7,169</b>	<b>21,769</b>
--	--------------	---------------

Short term receivables are carried at invoice amount. A provision for doubtful debts is recognised when there is objective evidence that an impairment has occurred. Long term receivables are carried at amortised cost using the effective interest rate method. No provision was required as at 30 June 2022.

**North Central Goldfields Regional Library Corporation**  
**Notes to the Financial Report for the year ended 30 June 2022**

---

<b>5.2 Non-financial assets</b>	<b>2022</b>	<b>2021</b>
<b>(a) Other assets</b>	<b>\$</b>	<b>\$</b>
Prepayments	185,929	111,405
<b>Total other assets</b>	<b>185,929</b>	<b>111,405</b>
<b>5.3 Payables, trust funds and deposits</b>		
<b>(a) Trade and other payables</b>		
<i>Non-statutory payables</i>		
Trade payables	36,841	49,031
Sundry payables	27,863	27,013
Accrued expenses	12,985	7,834
<i>Statutory payables</i>		
Net GST payable	2,138	-
<b>Total trade and other payables</b>	<b>79,827</b>	<b>83,878</b>
<b>(b) Trust funds and deposits</b>		
Paid parental leave	-	154
<b>Total trust funds and deposits</b>	<b>-</b>	<b>154</b>

Amounts received as deposits and retention amounts controlled by the Corporation are recognised as trust funds until they are returned, transferred in accordance with the purpose of the receipt, or forfeited. Trust funds that are forfeited, resulting in the Corporation gaining control of the funds, are to be recognised as revenue at the time of forfeit.



**North Central Goldfields Regional Library Corporation**  
**Notes to the Financial Report for the year ended 30 June 2022**

**5.4 Provisions**

	<b>Annual Leave</b>	<b>Long Service Leave</b>	<b>Total</b>
<b>2022</b>	<b>\$</b>	<b>\$</b>	<b>\$</b>
Balance at beginning of the financial year	350,664	931,486	1,282,150
Additional provisions	316,420	130,442	446,862
Amounts used	(281,523)	(49,999)	(331,522)
Change in the discounted amount arising because of time and the effect of any change in the discount rate	-	(55,621)	(55,621)
Balance at the end of the financial year	<b>385,561</b>	<b>956,308</b>	<b>1,341,869</b>
<b>2021</b>			
Balance at beginning of the financial year	339,299	901,720	1,241,019
Additional provisions	287,021	157,502	444,523
Amounts used	(275,656)	(59,218)	(334,875)
Change in the discounted amount arising because of time and the effect of any change in the discount rate	-	(68,518)	(68,518)
Balance at the end of the financial year	<b>350,664</b>	<b>931,486</b>	<b>1,282,149</b>
		<b>2022</b>	<b>2021</b>
<b>(a) Employee provisions</b>		<b>\$</b>	<b>\$</b>
<b>Current provisions expected to be wholly settled within 12 months</b>			
Annual leave		341,047	314,386
Long service leave		114,762	139,124
		<b>455,809</b>	<b>453,510</b>
<b>Current provisions expected to be wholly settled after 12 months</b>			
Annual leave		44,514	36,277
Long service leave		716,782	677,037
		<b>761,296</b>	<b>713,314</b>
Total current employee provisions		<b>1,217,105</b>	<b>1,166,824</b>
<b>Non-current</b>			
Long service leave		124,764	115,325
Total non-current employee provisions		<b>124,764</b>	<b>115,325</b>
Aggregate carrying amount of employee provisions:			
Current		1,217,105	1,166,824
Non-current		124,764	115,325
Total aggregate carrying amount of employee provisions		<b>1,341,869</b>	<b>1,282,149</b>

The calculation of employee costs and benefits includes all relevant on-costs and are calculated as follows at reporting date.

**North Central Goldfields Regional Library Corporation**  
**Notes to the Financial Report for the year ended 30 June 2022**

---

**5.4 Provisions (cont'd)**

**(a) Employee provisions**

*Annual leave*

A liability for annual leave is recognised in the provision for employee benefits as a current liability because the Corporation does not have an unconditional right to defer settlement of the liability. Liabilities for annual leave are measured at:

- nominal value if the Corporation expects to wholly settle the liability within 12 months
- present value if the Corporation does not expect to wholly settle within 12 months.

Liabilities that are not expected to be wholly settled within 12 months of the reporting date are recognised in the provision for employee benefits as current liabilities, measured at the present value of the amounts expected to be paid when the liabilities are settled using the remuneration rate expected to apply at the time of settlement.

*Long service leave*

Liability for long service leave (LSL) is recognised in the provision for employee benefits. Unconditional LSL is disclosed as a current liability as the Corporation does not have an unconditional right to defer settlement. Unconditional LSL is measured at nominal value if expected to be settled within 12 months or at present value if not expected to be settled within 12 months. Conditional LSL that has been accrued, where an employee is yet to reach a qualifying term of employment, is disclosed as a non-current liability and measured at present value.

Key assumptions:	<b>2022</b>	<b>2021</b>
- discount rate	3.69%	1.49%
- index rate	3.85%	2.95%

**5.5 Financing arrangements**

The Corporation has the following funding arrangements in place as at June 30 2022.

	<b>2022</b>	<b>2021</b>
	<b>\$</b>	<b>\$</b>
Credit card facilities	15,000	15,000
Total facilities	<b>15,000</b>	<b>15,000</b>
Used facilities	3,985	7,216
Unused facilities	11,015	7,784
	<b>15,000</b>	<b>15,000</b>



**North Central Goldfields Regional Library Corporation**  
**Notes to the Financial Report for the year ended 30 June 2022**

**5.6 Commitments**

The Corporation has entered into the following commitments. Commitments are not recognised in the Balance Sheet. Commitments are disclosed at their nominal value and presented inclusive of the GST payable.

**(a) Commitments for expenditure**

2022	Not later	Later than 1	Later than 2	Later than	Total
	than 1	year & not	years & not	5 years	
	year	later than 2	later than 5	5 years	
	\$	\$	\$	\$	\$
<b>Operating</b>					
Financial services	79,301	-	-	-	79,301
Maintenance contracts (RFID)	28,721	28,721	86,163	-	143,605
Information management contracts	14,678	9,786	-	-	24,464
Cleaning contracts	55	-	-	-	55
Fire services	394	394	131	-	919
Lifts and hoists	267	267	177	-	711
Automatic doors	117	117	196	-	430
Security services	15	-	-	-	15
<b>Total</b>	<b>123,548</b>	<b>39,285</b>	<b>86,667</b>	<b>-</b>	<b>249,500</b>

A number of month-to-month contracts have been replaced with agreements entered into in 2021/2022.

**Capital**

The Corporation has no outstanding capital commitments as at 30 June 2022.

2021	Not later	Later than 1	Later than 2	Later than	Total
	than 1	year & not	years & not	5 years	
	year	later than 2	later than 5	5 years	
	\$	\$	\$	\$	\$
<b>Operating</b>					
Financial services	79,301	79,301	-	-	158,602
Lifts and hoists	235	626	-	-	861
Automatic doors	147	391	-	-	538
Security services	131	33	-	-	164
<b>Total</b>	<b>79,814</b>	<b>80,351</b>	<b>-</b>	<b>-</b>	<b>160,165</b>

**Capital**

The Corporation had no outstanding capital commitments as at 30 June 2021.

**North Central Goldfields Regional Library Corporation**  
**Notes to the Financial Report for the year ended 30 June 2022**

---

## 5.7 Leases

At inception of a contract, all entities would assess whether a contract is, or contains, a lease. A contract is, or contains, a lease if the contract conveys the right to control the use of an identified asset for a period of time in exchange for consideration. To identify whether a contract conveys the right to control the use of an identified asset, it is necessary to assess whether:

- The contract involves the use of an identified asset;
- The customer has the right to obtain substantially all of the economic benefits from use of the asset throughout the period of use; and
- The customer has the right to direct the use of the asset.

This policy is applied to contracts entered into, or changed, on or after 1 July 2019.

As a lessee, the Corporation recognises a right-of-use asset and a lease liability at the lease commencement date. The right-of-use asset is initially measured at cost which comprises the initial amount of the lease liability adjusted for:

- any lease payments made at or before the commencement date less any lease incentives received; plus
- any initial direct costs incurred; and
- an estimate of costs to dismantle and remove the underlying asset or to restore the underlying asset or the site on which it is located.

The right-of-use asset is subsequently depreciated using the straight-line method from the commencement date to the earlier of the end of the useful life of the right-of-use asset or the end of the lease term. The estimated useful lives of right-of-use assets are determined on the same basis as those of property, plant and equipment. In addition, the right-of-use asset is periodically reduced by impairment losses, if any, and adjusted for certain measurements of the lease liability.

The lease liability is initially measured at the present value of the lease payments that are not paid at the commencement date, discounted using the interest rate implicit in the lease or, if that rate cannot be readily determined, an appropriate incremental borrowing rate. Generally, the Corporation uses an appropriate incremental borrowing rate as the discount rate.

Lease payments included in the measurement of the lease liability comprise the following:

- Fixed payments;
- Variable lease payments that depend on an index or a rate, initially measured using the index or rate as at the commencement date;
- Amounts expected to be payable under a residual value guarantee; and
- The exercise price under a purchase option that the Corporation is reasonably certain to exercise, lease payments in an optional renewal period if the Corporation is reasonably certain to exercise an extension option, and penalties for early termination of a lease unless the Corporation is reasonably certain not to terminate early.

When the lease liability is remeasured in this way, a corresponding adjustment is made to the carrying amount of the right-of-use asset, or is recorded in profit or loss if the carrying amount of the right-of-use asset has been reduced to zero.



**North Central Goldfields Regional Library Corporation**  
**Notes to the Financial Report for the year ended 30 June 2022**

**5.7 Leases (cont'd)**

<b>Right-of-Use Assets</b>	<b>Property</b>	<b>Total</b>
	<b>\$</b>	<b>\$</b>
Balance at 1 July 2021	345,696	345,696
Additions	-	-
Amortisation charge	(24,693)	(24,693)
Balance at 30 June 2022	<b>321,003</b>	<b>321,003</b>

<b>Lease Liabilities</b>	<b>2022</b>	<b>2021</b>
	<b>\$</b>	<b>\$</b>
Maturity analysis - contractual undiscounted cash flows		
Less than one year	30,261	30,261
One to five years	151,305	151,305
More than five years	211,827	242,088
Total undiscounted lease liabilities as at 30 June:	<b>393,393</b>	<b>423,654</b>

Lease liabilities included in the Balance Sheet at 30 June:

Current	21,574	20,974
Non-current	312,438	334,012
Total lease liabilities	<b>334,012</b>	<b>354,986</b>

**Short-term and low value leases**

The Corporation has elected not to recognise right-of-use assets and lease liabilities for short-term leases of machinery that have a lease term of 12 months or less and leases of low-value assets (individual assets worth less than existing capitalisation thresholds for a like asset up to a maximum of AUD\$10,000), including IT equipment. The Corporation recognises the lease payments associated with these leases as an expense on a straight-line basis over the lease term.

<b>Expenses relating to:</b>	<b>2022</b>	<b>2021</b>
	<b>\$</b>	<b>\$</b>
Leases of low value assets	180,134	159,472
<b>Total</b>	<b>180,134</b>	<b>159,472</b>

**Non-cancellable lease commitments - low-value leases**

Commitments for minimum lease payments for low-value leases are payable as follows:

Payable:

Within one year	147,501	105,912
Later than one year but not later than five years	205,490	223,916
Total lease commitments	<b>352,991</b>	<b>329,828</b>

**North Central Goldfields Regional Library Corporation**  
**Notes to the Financial Report for the year ended 30 June 2022**

**6.1 Resources, plant and equipment**

**Summary of resources, plant and equipment**

	Carrying amount 30 June 2021	Additions	Contributions	Depreciation	Disposal	Carrying amount 30 June 2022
	\$	\$	\$	\$	\$	\$
Resources	2,757,084	525,228	-	(764,047)	-	2,518,265
Plant and equipment	54,631	35,811	-	(13,300)	(17,368)	59,774
Information technology	287,779	409,451	25,225	(143,502)	(5,948)	573,005
Office equipment, furniture and fittings	148,419	48,654	-	(28,209)	-	168,864
	<b>3,247,913</b>	<b>1,019,144</b>	<b>25,225</b>	<b>(949,058)</b>	<b>(23,316)</b>	<b>3,319,908</b>
	<b>Resources</b>	<b>Plant and Equipment</b>	<b>Information Technology</b>	<b>Office equipment, furniture and fittings</b>	<b>Total Resources, plant and equipment</b>	
	\$	\$	\$	\$	\$	
At fair value 1 July 2021	4,654,776	82,318	1,248,991	409,823	<b>6,395,908</b>	
Accumulated depreciation at 1 July 2021	(1,897,692)	(27,687)	(961,212)	(261,404)	<b>(3,147,995)</b>	
	<b>2,757,084</b>	<b>54,631</b>	<b>287,779</b>	<b>148,419</b>	<b>3,247,913</b>	
<b>Movements in fair value</b>						
Additions	525,228	35,811	409,451	48,654	<b>1,019,144</b>	
Contributions	-	-	25,225	-	<b>25,225</b>	
Disposal	(967,207)	(31,002)	(755,581)	-	<b>(1,753,790)</b>	
	<b>(441,979)</b>	<b>4,809</b>	<b>(320,905)</b>	<b>48,654</b>	<b>(709,421)</b>	
<b>Movements in accumulated depreciation</b>						
Depreciation	(764,047)	(13,300)	(143,502)	(28,209)	<b>(949,058)</b>	
Accumulated depreciation of disposals	967,207	13,634	749,633	-	<b>1,730,474</b>	
	<b>203,160</b>	<b>334</b>	<b>606,131</b>	<b>(28,209)</b>	<b>781,416</b>	
At fair value 30 June 2022	4,212,797	87,127	928,086	458,477	<b>5,686,487</b>	
Accumulated depreciation at 30 June 2022	(1,694,532)	(27,353)	(355,081)	(289,613)	<b>(2,366,579)</b>	
Carrying amount	<b>2,518,265</b>	<b>59,774</b>	<b>573,005</b>	<b>168,864</b>	<b>3,319,908</b>	



**North Central Goldfields Regional Library Corporation**  
**Notes to the Financial Report for the year ended 30 June 2022**

---

**6.1 Resources, plant and equipment (cont'd)**

*Acquisition*

The purchase method of accounting is used for all acquisitions of assets, being the fair value of assets provided as consideration at the date of acquisition plus any incidental costs attributable to the acquisition. Fair value is the price that would be received to sell an asset (or paid to transfer a liability) in an orderly transaction between market participants at the measurement date.

In accordance with the Corporation's policy, the threshold limits have applied when recognising assets within an applicable asset class and unless otherwise stated are consistent with the prior year.

	<b>Depreciation Period</b>	<b>Threshold Limit</b>
		<b>\$</b>
<i>Asset recognition thresholds and depreciation periods</i>		
Resources, plant and equipment		
Resources (i)	3-7 years	1
Plant and equipment	2-4 years	1,000
Information technology	4-11 years	1,000
Office equipment, furniture and fittings	5-20 years	1,000

(i) Resources comprise of the Corporation's lending and research resources including books, DVD's and CD's.

Resources are catalogued, and as items are taken out of circulation the catalogue is adjusted. Once items are fully depreciated in accordance with individual category useful lives, they are disposed of for accounting purposes from opening cost and accumulated depreciation.

*Depreciation and amortisation*

Plant and equipment, resources, information technology, and office equipment, furniture and fittings having limited useful lives are systematically depreciated over their useful lives to the Corporation in a manner which reflects consumption of the service potential embodied in those assets. Estimates of remaining useful lives and residual values are made on a regular basis with major asset classes reassessed annually. Depreciation rates and methods are reviewed annually.

Where assets have separate identifiable components that are subject to regular replacement, these components are assigned distinct useful lives and residual values and a separate depreciation rate is determined for each component.

Straight line depreciation is charged based on the residual useful life as determined each year.

Depreciation periods used are listed above and are consistent with the prior year unless otherwise stated.

*Repairs and maintenance*

Where the repair relates to the replacement of a component of an asset and the cost exceeds the capitalisation threshold the cost is capitalised and depreciated. The carrying value of the replaced asset is expensed.

**North Central Goldfields Regional Library Corporation**  
**Notes to the Financial Report for the year ended 30 June 2022**

	<b>2022</b>	<b>2021</b>
	<b>No.</b>	<b>No.</b>
<b>Note 7 People and relationships</b>		
<b>7.1 Corporation and key management remuneration</b>		
<b>(a) Related Parties (board representatives)</b>		
City of Greater Bendigo	2	2
Macedon Ranges Shire Council	2	2
Mount Alexander Shire Council	2	3
Loddon Shire Council	2	3
 Subsidiaries and Associates		
Nil		
 <b>(b) Key Management Personnel</b>		
Key management personnel (KMP) are those people with the authority and responsibility for planning, directing and controlling the activities of the Corporation. The Board Members, Chief Executive Officer and Managers are deemed KMP.		
Details of KMP at any time during the year are:		
<b>Board Members</b>		
Vicky Mason - City of Greater Bendigo (July 2021 to 31 May 2022)	1	1
Cr Rod Fyffe - City of Greater Bendigo	1	1
Sarah Noel - Macedon Ranges Shire Council	-	1
Cr Bill West - Macedon Ranges Shire Council	1	1
Maria Weiss - Macedon Ranges Shire Council (April to 30 June 2022)	1	-
Fiona Alexander - Macedon Ranges Shire Council (July 2021 to 30 April 2022)	1	-
Phil Pinyon - Loddon Shire Council	-	1
Cr Cheryl McKinnon - Loddon Shire Council	-	1
Cr Dan Staub - Loddon Shire Council	1	1
Jude Holt - Loddon Shire Council (July 2021 to 7 October 2021)	1	-
Lincoln Fitzgerald - Loddon Shire Council (November 2021 to 30 June 2022)	1	-
Cr Bronwen Machin - Mount Alexander Shire Council	-	1
Lisa Knight - Mount Alexander Shire Council	1	1
Cr Rosie Annear - Mount Alexander Shire Council	1	1
Mark Hands (Chief Executive Officer)	1	1
 <b>Total Number of Board Members</b>	<b>10</b>	<b>10</b>
<b>Total of Chief Executive Officer and other Key Management Personnel</b>	<b>1</b>	<b>1</b>
<b>Total Number of Key Management Personnel</b>	<b>11</b>	<b>11</b>
 <b>(c) Remuneration of Key Management Personnel</b>	<b>2022</b>	<b>2021</b>
	<b>\$</b>	<b>\$</b>
Total remuneration of key management personnel was as follows:		
Short-term benefits	148,344	145,049
Long-term benefits	3,791	3,626
Post employment benefits	13,968	13,780
<b>Total</b>	<b>166,103</b>	<b>162,455</b>

**North Central Goldfields Regional Library Corporation**  
**Notes to the Financial Report for the year ended 30 June 2022**

---

**Note 7 People and relationships (cont'd)**

**7.1 Corporation and key management remuneration (cont'd)**

The numbers of key management personnel whose total remuneration from the Corporation and any related entities, fall within the following bands:

	<b>2022</b>	<b>2021</b>
	<b>No.</b>	<b>No.</b>
\$0-\$9,999	10	10
\$160,000 - \$169,999	1	1
	<u>11</u>	<u>11</u>

**(d) Senior Officer Remuneration**

A Senior Officer is an officer of the Corporation, other than Key Management Personnel, who:

- a) has management responsibilities and reports directly to the Chief Executive; or
- b) whose total annual remuneration exceeds \$151,000

The number of Senior Officers are shown below in their relevant income bands:

	<b>2022</b>	<b>2021</b>
	<b>No.</b>	<b>No.</b>
Income Range:		
\$30,000 - \$39,999	1	-
\$40,000 - \$49,999	-	1
\$50,000 - \$59,999	3	-
\$60,000 - \$69,999	1	-
\$70,000 - \$79,999	1	2
\$80,000 - \$89,999	-	1
\$90,000 - \$99,999	-	1
\$100,000 - \$109,999	1	2
\$110,000 - \$119,999	2	-
	<u>9</u>	<u>7</u>

Total Remuneration for the reporting year for Senior Officers included above, amounted to:

<b>\$ 662,537</b>	<b>\$ 619,470</b>
-------------------	-------------------



**North Central Goldfields Regional Library Corporation**  
**Notes to the Financial Report for the year ended 30 June 2022**

	2022	2021
	\$	\$
<b>7.2 Related party disclosure</b>		
<b>(a) Transactions with related parties</b>		
During the period the Corporation entered into the following transactions with related parties.		
<b>Income</b>		
Council contribution received from City of Greater Bendigo	3,236,558	3,190,543
Council contribution received from Macedon Ranges Shire Council	1,376,674	1,357,875
Council contribution received from Mount Alexander Shire Council	541,395	536,518
Council contribution received from Loddon Shire Council	205,661	206,563
Reimbursement for running the Bendigo Regional Archive Centre (BRAC) received from	91,242	91,710
Grant - Get Moving Funding Kangaroo Flat Library CoGB	1,636	1,636
Grant - Storytime Easter Festival - CoGB	2,547	2,452
Grant - Carer's - CoGB	1,559	15,594
Grant - GrantsOut - CoGB	24,950	9,383
Grant - Kangaroo Flat Library Exercise for Older Adults - CoGB	-	1,636
Grant - Service planning for Huntly - Epsom - CoGB	10,000	-
Grant - 2022 Get Moving Program Exercise for Older Adults - CoGB	3,400	-
Grant - Healthy Heart of Victoria Funding Story walks project - CoGB	30,000	-
Grant - Healthy Heart of Victoria Funding Story Walk to School - Macedon Shire	15,000	-
Grant - Healthy Heart of Victoria Funding Story Walk - Mount Alexander	15,000	-
Grant - Get making, moving and reading Community Mural Art Project - CoGB	10,000	-
Contribution - Peter Krenz video shoot Eaglehawk Library - COGB	112	-
Contribution - Welcome decal Kangaroo Flat Library - CoGB	2,000	-
	<b><u>5,567,734</u></b>	<b><u>5,413,910</u></b>
<b>Expenses</b>		
Financial Services paid to City of Greater Bendigo	79,301	79,301
Rent and outgoings of Headquarters at Bendigo Library paid to City of Greater Bendigo	36,942	41,626
Contribution to library renewal work - Macedon Ranges	5,455	-
Repair works to damaged Romsey Library ceiling - Macedon Ranges	1,350	-
Purchase of Dishwashers Kangaroo Flat Library - CoGB	-	2,345
	<b><u>123,048</u></b>	<b><u>123,272</u></b>

**(b) Outstanding balances with related parties**

There were no material balances outstanding at the end of the reporting period in relation to transactions with related parties.

**(c) Loans to/from related parties**

There are no loans in existence at balance date which have been made, guaranteed or secured by the Corporation to a related party.

**(d) Commitments to/from related parties**

The aggregate amount of commitments in existence at balance date that have been made, guaranteed or secured by the Corporation to a related party are as follows:

The Corporation had an agreement with the Greater Bendigo City Council for accounting and financial services to be provided to 30 June 2023 for which a fee is paid. The agreement had an option to extend until 30 June 2025. The Corporation also has a 10 year lease agreement for buildings with the City which commenced on 1 July 2015, for which rental is paid.

**North Central Goldfields Regional Library Corporation**  
**Notes to the Financial Report for the year ended 30 June 2022**

---

**Note 8 Managing uncertainties**

**8.1 Contingent assets and liabilities**

Contingent assets and contingent liabilities are not recognised in the Balance Sheet, but are disclosed and if quantifiable, are measured at nominal value. Contingent assets and liabilities are presented inclusive of GST receivable or payable, respectively.

**(a) Contingent assets**

Contingent assets are possible assets that arise from past events, whose existence will be confirmed only by the occurrence or non-occurrence of one or more uncertain future events not wholly within the control of the Corporation. At balance date the Corporation is not aware of any contingent assets.

**(b) Contingent liabilities**

Contingent liabilities are:

- possible obligations that arise from past events, whose existence will be confirmed only by the occurrence or non-occurrence of one or more uncertain future events not wholly within the control of the Corporation; or
- present obligations that arise from past events but are not recognised because:
  - it is not probable that an outflow of resources embodying economic benefits will be required to settle the obligation; or
  - the amount of the obligation cannot be measured with sufficient reliability.

**Superannuation**

The Corporation has obligations under a defined benefit superannuation scheme that may result in the need to make additional contributions to the scheme, matters relating to this potential obligation are outlined in Note 9.3. As a result of the volatility in financial markets the likelihood of making such contributions in future periods exists. At this point in time it is not known if additional contributions will be required, their timing or potential amount.

**8.2 Change in accounting standards**

Certain new Australian Accounting Standards and interpretations have been published that are not mandatory for the 30 June 2022 reporting period. The Corporation assesses the impact of these new standards. As at 30 June 2022 there were no new accounting standards or interpretations issued by the AASB which are applicable for the year ending 30 June 2023 that are expected to impact the Corporation.

**North Central Goldfields Regional Library Corporation**  
**Notes to the Financial Report for the year ended 30 June 2022**

---

### **8.3 Financial instruments**

#### **(a) Objectives and policies**

The Corporation's principal financial instruments comprise cash assets, term deposits, receivables (excluding statutory receivables) and payables (excluding statutory payables). Details of the significant accounting policies and methods adopted, including the criteria for recognition, the basis of measurement and the basis on which income and expenses are recognised, in respect of each class of financial asset, financial liability and equity instrument is disclosed in the notes of the financial statements. Risk management is carried out by senior management under policies approved by the Corporation. These policies include identification and analysis of the risk exposure to the Corporation and appropriate procedures, controls and risk minimisation.

#### **(b) Market risk**

Market risk is the risk that the fair value or future cash flows of the Corporation financial instruments will fluctuate because of changes in market prices. The Corporation's exposure to market risk is primarily through interest rate risk with only insignificant exposure to other price risks and no exposure to foreign currency risk.

#### ***Interest rate risk***

Interest rate risk refers to the risk that the value of a financial instrument or cash flows associated with the instrument will fluctuate due to changes in market interest rates. The Corporation does not hold any interest bearing financial instruments that are measured at fair value, and therefore has no exposure to fair value interest rate risk. Cash flow interest rate risk is the risk that the future cash flows of a financial instrument will fluctuate because of changes in market interest rates. The Corporation has minimal exposure to cash flow interest rate risk through its cash and deposits that are at floating rates.

Investment of surplus funds is made with approved financial institutions under the *Local Government Act 1989*. The Corporation manages interest rate risk by adopting an investment policy that ensures:

- diversification of investment product;
- monitoring of return on investment; and
- benchmarking of returns and comparison with budget.

There has been no significant change in the Corporation's exposure, or its objectives, policies and processes for managing interest rate risk or the methods used to measure this risk from the previous reporting period.

Interest rate movements have not been sufficiently significant during the year to have an impact on the Corporation's year end result.

#### **(c) Credit risk**

Credit risk is the risk that a contracting entity will not complete its obligations under a financial instrument and cause the Corporation to make a financial loss. The Corporation has exposure to credit risk on some financial assets included in the balance sheet. To help manage this risk the Corporation only invests surplus funds with financial institutions which have a recognised credit rating specified in the Corporation's investment policy.

Receivables are predominately other Local Government entities (Member Councils). Credit risk associated with the Corporation's financial assets is minimal because the primary debtor are the Victorian Government and other Member Councils. Apart from the Victorian Government and Member Councils the Corporation does not have any significant credit risk exposure to a single customer or groups of customers.

There are no material financial assets which are individually determined to be impaired.



### **8.3 Financial instruments (cont'd)**

#### **(d) Liquidity risk**

Liquidity risk includes the risk that, as a result of the Corporation's operational liquidity requirements it will not have sufficient funds to settle a transaction when required or will be forced to sell a financial asset at below value or may be unable to settle or recover a financial asset.

To help reduce these risks the Corporation:

- have a liquidity portfolio structure that requires surplus funds to be invested within various bands of liquid investments; and
- monitor budget to actual performance on a regular basis.

The Corporation's maximum exposure to liquidity risk is the carrying amounts of financial liabilities as disclosed on the face of the balance sheet and is deemed insignificant based on prior periods' data and current assessment of risk.

There has been no significant change in the Corporation's exposure, or its objectives, policies and processes for managing liquidity risk or the methods used to measure this risk from the previous reporting period.

Unless otherwise stated, the carrying amounts of financial instruments reflect their fair value.

#### **(e) Sensitivity disclosure analysis**

Taking into account past performance, future expectations, economic forecasts, and management's knowledge and experience of the financial markets, the Corporation believes the following movements are 'reasonably possible' over the next 12 months:

- A parallel shift of +2% and -1% in market interest rates (AUD) from year-end rates of 1.58%.

These movements will not have a material impact on the valuation of the Corporation's financial assets and liabilities, nor will they have a material impact on the results of the Corporation's operations.

**North Central Goldfields Regional Library Corporation**  
**Notes to the Financial Report for the year ended 30 June 2022**

---

**8.4 Fair value measurement**

*Fair value hierarchy*

The Corporation's financial assets and liabilities are not valued in accordance with the fair value hierarchy, the Corporation's financial assets and liabilities are measured at amortised cost.

*Impairment of assets*

At each reporting date, the Corporation reviews the carrying value of its assets to determine whether there is any indication that these assets have been impaired. If such an indication exists, the recoverable amount of the asset, being the higher of the asset's fair value less costs of disposal and value in use, is compared to the assets carrying value. Any excess of the assets carrying value over its recoverable amount is expensed to the comprehensive income statement, unless the asset is carried at the revalued amount in which case, the impairment loss is recognised directly against the revaluation surplus in respect of the same class of asset to the extent that the impairment loss does not exceed the amount in the revaluation surplus for that same class of asset.

**8.5 Events occurring after balance date**

No matters have occurred after balance date that require disclosure in the financial report.

**North Central Goldfields Regional Library Corporation**  
**Notes to the Financial Report for the year ended 30 June 2022**

---

**Note 9 Other matters**

<b>9.1 Reserves</b>	<b>Balance at beginning of reporting period</b>	<b>Increment (decrement)</b>	<b>Balance at end of reporting period</b>
	<b>\$</b>	<b>\$</b>	<b>\$</b>
<b>2022</b>			
<b>Discretionary Reserves</b>			
Plant replacement	172,918	(15,000)	157,918
Local history bequest	404,703	(18,713)	385,990
Defined benefits	450,000	50,000	500,000
Art book bequest	82,824	(245)	82,579
<b>Total Discretionary Reserves</b>	<b>1,110,445</b>	<b>16,042</b>	<b>1,126,487</b>
<b>2021</b>			
<b>Discretionary Reserves</b>			
Plant replacement	372,918	(200,000)	172,918
Local history bequest	403,138	1,565	404,703
Defined benefits	400,000	50,000	450,000
Art book bequest	82,507	317	82,824
<b>Total Discretionary Reserves</b>	<b>1,258,563</b>	<b>(148,118)</b>	<b>1,110,445</b>

**Discretionary reserves**

**Plant Replacement Reserve**

This reserve was established for future vehicle purchases.

**Local History Bequest Reserve**

This reserve was established when the Corporation received a Bequest to be spent on Local History.

**Defined Benefits Reserve**

This reserve is used to assist with the funding of any call that may be made on the Corporation as a result of shortfall in the Local Authorities Superannuation Fund Defined Benefits Plan.

**Art Book Bequest Reserve**

This reserve was established when the Corporation received a Bequest to be spent on Art Books.



**North Central Goldfields Regional Library Corporation**  
**Notes to the Financial Report for the year ended 30 June 2022**

	<b>2022</b>	<b>2021</b>
<b>9.2 Reconciliation of cash flows from operating activities to surplus/(deficit)</b>	<b>\$</b>	<b>\$</b>
Surplus for the year	299,718	270,620
Depreciation and Amortisation	973,751	1,025,738
Loss on disposal of property, infrastructure, plant and equipment	4,272	-
Amortisation of intangibles	-	606
Non-Monetary contributions	(25,225)	(2,195)
Finance costs - leases	9,287	9,870
<i>Change in assets and liabilities:</i>		
(Increase)/decrease in trade and other receivables	14,600	(19,727)
(Increase) in other assets	(74,525)	(4,192)
(Decrease) in trade and other payables	(4,051)	(244,479)
Increase/(decrease) in trust funds and deposits	(154)	246
Increase in provisions	59,720	41,130
Net cash provided by operating activities	<b>1,257,393</b>	<b>1,077,617</b>

### 9.3 Superannuation

The Corporation makes the majority of its employer superannuation contributions in respect of its employees to the Local Authorities Superannuation Fund (the Fund). This Fund has two categories of membership, accumulation and defined benefit, each of which is funded differently. Obligations for contributions to the Fund are recognised as an expense in the Comprehensive Income Statement when they are made or due.

#### **Accumulation**

The Fund's accumulation category, Vision MySuper/Vision Super Saver, receives both employer and employee contributions on a progressive basis. Employer contributions are normally based on a fixed percentage of employee earnings (for the year ended 30 June 2022, this was 10.0% as required under Superannuation Guarantee (SG) legislation (2021: 9.5%)).

#### **Defined Benefit**

The Corporation does not use defined benefit accounting for its defined benefit obligations under the Fund's Defined Benefit category. This is because the Fund's Defined Benefit category is a pooled multi-employer sponsored plan.

There is no proportional split of the defined benefit liabilities, assets or costs between the participating employers as the defined benefit obligation is a floating obligation between the participating employers and the only time that the aggregate obligation is allocated to specific employers is when a call is made. As a result, the level of participation of the Corporation in the Fund cannot be measured as a percentage compared with other participating employers. Therefore, the Fund Actuary is unable to allocate benefit liabilities, assets and costs between employers for the purposes of AASB 119.

**North Central Goldfields Regional Library Corporation**  
**Notes to the Financial Report for the year ended 30 June 2022**

---

### 9.3 Superannuation (cont'd)

#### ***Funding arrangements***

The Corporation makes employer contributions to the Defined Benefit category of the Fund at rates determined by the Trustee on the advice of the Fund Actuary.

As at 30 June 2021, an interim actuarial investigation was held as the Fund provides lifetime pensions in the Defined Benefit category.

The vested benefit index (VBI) of the Defined Benefit category of which the Corporation is a contributing employer was 109.8% . The financial assumptions used to calculate the VBIs were:

Net investment returns	4.75% pa
Salary information	2.75% pa
Price inflation (CPI)	2.25% pa.

As at 30 June 2022, an interim actuarial investigation is underway as the Fund provides lifetime pensions in the Defined Benefit category. It is expected to be completed by 31 October 2022.

Vision Super has advised that the VBI at 30 June 2022 was 102.2%. The Corporation was notified of the 30 June 2022 VBI during August 2022 (2021: August 2021). The financial assumptions used to calculate this VBI were:

Net investment returns	5.5% pa
Salary information	2.5% pa to 30 June 2023, and 3.5% pa thereafter
Price inflation (CPI)	3.0% pa.

The VBI is used as the primary funding indicator. Because the VBI was above 100%, the 30 June 2021 actuarial investigation determined the Defined Benefit category was in a satisfactory financial position and that no change was necessary to the Defined Benefit category's funding arrangements from prior years.

#### ***Employer contributions***

##### ***(a) Regular contributions***

On the basis of the results of the 2021 interim actuarial investigation conducted by the Fund Actuary, the Corporation makes employer contributions to the Fund's Defined Benefit category at rates determined by the Fund's Trustee. For the year ended 30 June 2022, this rate was 10.0% of members' salaries (9.5% in 2020/21). This rate is expected to increase in line with any increases in the SG contribution rate and was reviewed as part of the 30 June 2020 triennial valuation.

In addition, the Corporation reimburses the Fund to cover the excess of the benefits paid as a consequence of retrenchment above the funded resignation or retirement benefit.

## North Central Goldfields Regional Library Corporation

### Notes to the Financial Report for the year ended 30 June 2022

---

#### 9.3 Superannuation (cont'd)

##### **(b) Funding calls**

If the Defined Benefit category is in an unsatisfactory financial position at an actuarial investigation or the Defined Benefit category's VBI is below its shortfall limit at any time other than the date of the actuarial investigation, the Defined Benefit category has a shortfall for the purposes of SPS 160 and the Fund is required to put a plan in place so that the shortfall is fully funded within three years of the shortfall occurring. The Fund monitors its VBI on a quarterly basis and the Fund has set its shortfall limit at 97%.

In the event that the Fund Actuary determines that there is a shortfall based on the above requirement, the Fund's participating employers (including the Corporation) are required to make an employer contribution to cover the shortfall.

Using the agreed methodology, the shortfall amount is apportioned between the participating employers based on the pre-1 July 1993 and post-30 June 1993 service liabilities of the Fund's Defined Benefit category, together with the employer's payroll at 30 June 1993 and at the date the shortfall has been calculated.

Due to the nature of the contractual obligations between the participating employers and the Fund, and that the Fund includes lifetime pensioners and their reversionary beneficiaries, it is unlikely that the Fund will be wound up.

If there is a surplus in the Fund, the surplus cannot be returned to the participating employers.

In the event that a participating employer is wound-up, the defined benefit obligations of that employer will be transferred to that employer's successor.

##### **The 2021 interim actuarial investigation surplus amounts**

An actuarial investigation is conducted annually for the Defined Benefit category of which the Corporation is a contributing employer. Generally, a full actuarial investigation is conducted every three years and interim actuarial investigations are conducted for each intervening year. An interim investigation was conducted as at 30 June 2021 and the last full investigation was conducted as at 30 June 2020.

The Fund's actuarial investigation identified the following for the Defined Benefit category of which the Corporation is a contributing employer:

	2021 (Interim) \$m	2020 (Triennial) \$m
- A VBI Surplus	214.7	100.0
- A total service liability surplus	270.3	200.0
- A discounted accrued benefits surplus	285.2	217.8

The VBI surplus means that the market value of the fund's assets supporting the defined benefit obligations exceed the vested benefits that the defined benefit members would have been entitled to if they had all exited on 30 June 2021.



**North Central Goldfields Regional Library Corporation**  
**Notes to the Financial Report for the year ended 30 June 2022**

---

### 9.3 Superannuation (cont'd)

The total service liability surplus means that the current value of the assets in the Fund's Defined Benefit category plus expected future contributions exceeds the value of expected future benefits and expenses as at 30 June 2021.

The discounted accrued benefit surplus means that the current value of the assets in the Fund's Defined Benefit category exceeds the value of benefits payable in the future but accrued in respect of service to 30 June 2021.

The Corporation was notified of the 30 June 2021 VBI during August 2021 (2020: August 2020).

#### **The 2022 interim actuarial investigation**

An interim actuarial investigation is being conducted for the Fund's position as at 30 June 2022 as the Fund provides lifetime pensions in the Defined Benefit category. It is anticipated that this actuarial investigation will be completed by October 2022. The Corporation was notified of the 30 June 2022 VBI during August 2022 (2021: August 2021).

#### **Superannuation contributions**

Contributions by the Corporation (excluding any unfunded liability payments) to the above superannuation plans for the financial year ended 30 June 2022 are detailed below:

<b>Scheme</b>	<b>Type of Scheme</b>	<b>Rate</b>	<b>2022</b>	<b>2021</b>
Vision super	Defined benefit	10.0% (2021:9.5%)	23,926	20,517
Vision super	Accumulation fund	10.0% (2021:9.5%)	401,072	381,654

The expected contributions to be paid to the Defined Benefit category of Vision Super for the year ending 30 June 2023 is \$23,056.

### 10 Change in accounting policy

There have been no changes to accounting policies in the 2021-22 year.

There are no pending accounting standards that are likely to have a material impact on the Corporation.









Thank you to our valued members, visitors and partners for supporting Goldfields Library Corporation this year.

## BRANCHES

### BENDIGO

251-259 Hargreaves Street  
p: 5449 2700

.....

### CASTLEMAINE

212 Barker Street  
p: 5472 1458

.....

### EAGLEHAWK

Eaglehawk Mechanics Institute  
1 Sailors Gully Road  
p: 5446 7577

.....

### GISBORNE

8 Hamilton Street  
p: 5428 3962

.....

### HEATHCOTE

125 High Street  
p: 5433 3734

.....

### KANGAROO FLAT

23 Lockwood Road  
p: 5447 8344

.....

### KYNETON

3 Baynton Street  
p: 5422 1365

.....

### ROMSEY

98 Main Street  
p: 5429 3086

.....

### WOODEND

Cnr High & Forest Streets  
p: 5427 2074

.....

## AGENCIES

### AXEDALE

Axedale Public Hall  
94 Melvor Road

.....

### BOORT

Boort Resource and  
Information Centre  
119-121 Godfrey Street

.....

### DINGEE

Dingee Railway Station  
Bendigo-Pyramid Road

.....

### ELMORE

Elmore Athenaeum Hall  
62 Michie Street

.....

### INGLEWOOD

Inglewood Community  
Neighbourhood House  
Inglewood Town Hall Hub  
20 Verdon Street

.....

### PYRAMID HILL

Pyramid Hill Neighbourhood House  
Unit 5-8/43 Kelly Street

.....

### TARNAGULLA

Tarnagulla Community Centre  
8 Sandy Creek Lane

.....

### WEDDERBURN

Wedderburn Community Centre  
24 Wilson Street

.....